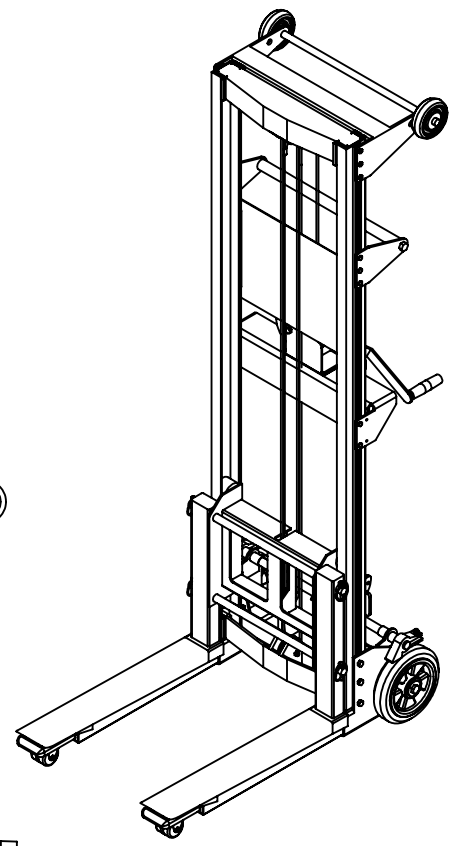
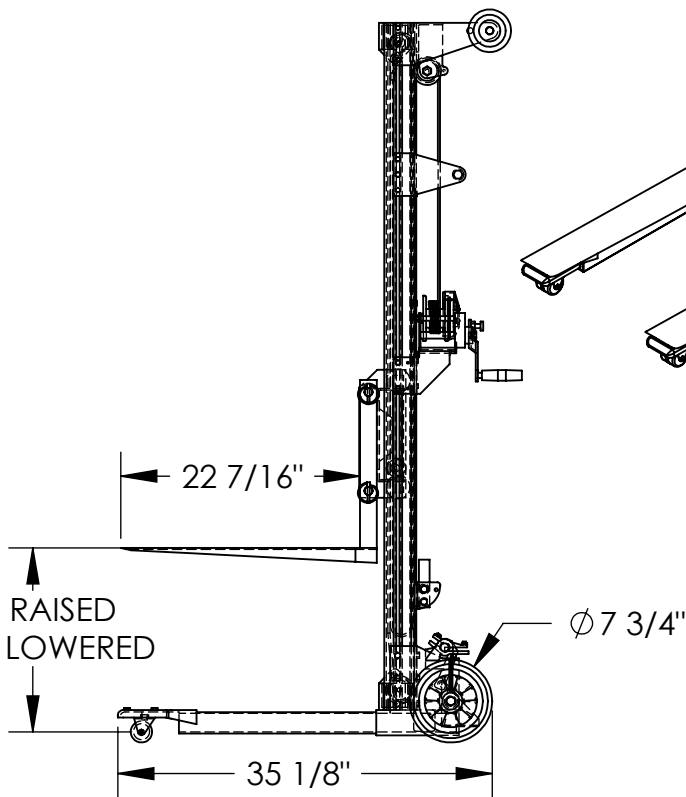
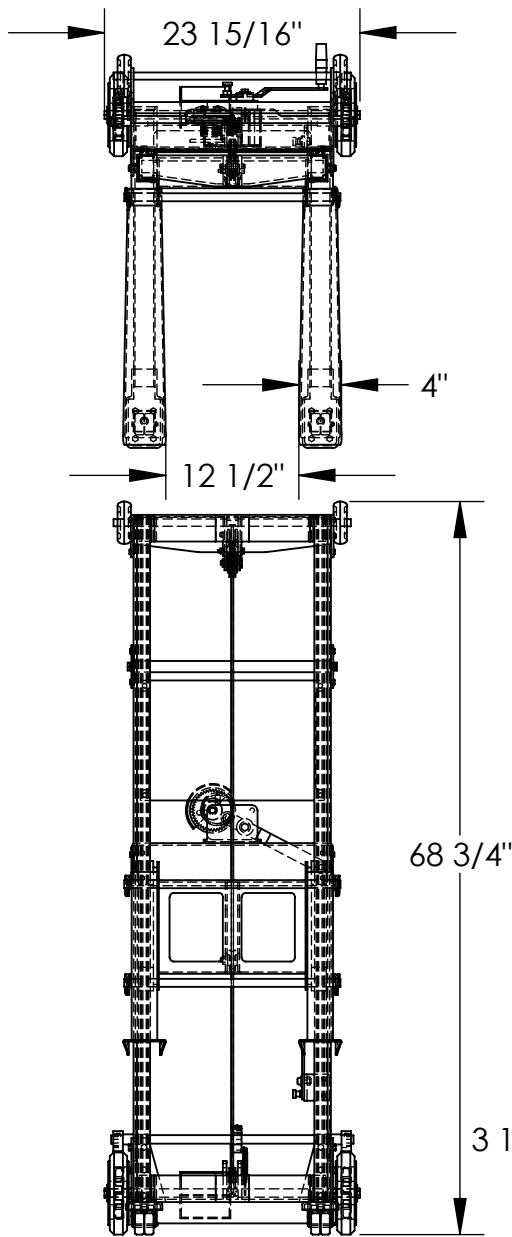


HAND WINCH LIFT TRUCK - A-LIFT-R

ANY ADDITIONS, DELETIONS, OR OMISSIONS MUST BE CORRECTED ON THIS DRAWING AS THIS DRAWING WILL BE CONSIDERED ALL INCLUSIVE



3D VIEW

FOR INTERNAL USE ONLY PROJECT SIGN OFF	
SALES	
ENG.	
FAB.	
POWER	

ALL GRAPHICS PROVIDED ARE FOR REFERENCE ONLY. IF CERTAIN DIMENSIONS ARE CRITICAL PLEASE VERIFY THOSE DIMENSIONS WITH YOUR SALESPERSON

STANDARD FEATURES

- MODEL NUMBER IS: A-LIFT-R
- DURABLE STEEL AND ALUMINUM CONSTRUCTION
- CAPACITY IS: 500 LBS.
- OVERALL WIDTH IS: 23 15/16"
- OVERALL LENGTH IS: 35 1/8"
- OVERALL HEIGHT IS: 68 3/4"
- HAND CRANK WINCH WITH REVERSIBLE HANDLE
- FORKS CAN BE INVERTED TO PROVIDE TWO DIFFERENT HEIGHTS
- LOWERED HEIGHT FORKS DOWN IS: 3 1/2"
- LOWERED HEIGHT FORKS UP IS: 23 1/2"
- RAISED HEIGHT FORKS DOWN IS: 47"
- RAISED HEIGHT FORKS UP IS: 67"
- TWO $\phi 8''$ NON-MARKING REAR WHEELS
- TWO $\phi 2''$ FRONT SWIVEL CASTERS
- APPROXIMATE WEIGHT IS 126 LBS

SPECIAL FEATURES

NONE

APPROVAL	I, THE UNDERSIGNED, AGREE THAT THE PRODUCT AS REPRESENTED SATISFIES DESIGN AND DIMENSION REQUIREMENTS. I ALSO ACKNOWLEDGE MY DUTY TO CONFIRM PRODUCT AND INSTALLATION COMPLIANCE WITH ALL APPLICABLE FEDERAL, STATE AND LOCAL REGULATIONS AND STANDARDS.	
	UNITS REQUIRING APPROVAL DRAWINGS OR MODIFIED ARE NON-RETURNABLE	
	[] As drawn [] As marked	
	Signed: _____	Date: _____
Printed Name: _____		
LEAD TIME WILL START UPON RECEIPT OF SIGNED APPROVAL DRAWING		

DISTRIBUTOR'S NAME:		P.O.#
VESTIL MANUFACTURING		X
DRAWN BY: T.MOORE		W.O.#
DATE: 10/21/18		X
REFERENCE: X	SCALE: 1:18	SALES: X
QUOTED LEAD TIME: X	QUOTE #	FILE NAME:
	X	21-007-074