
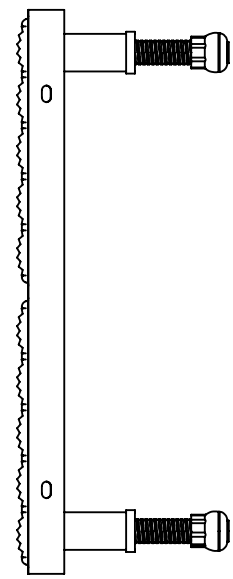
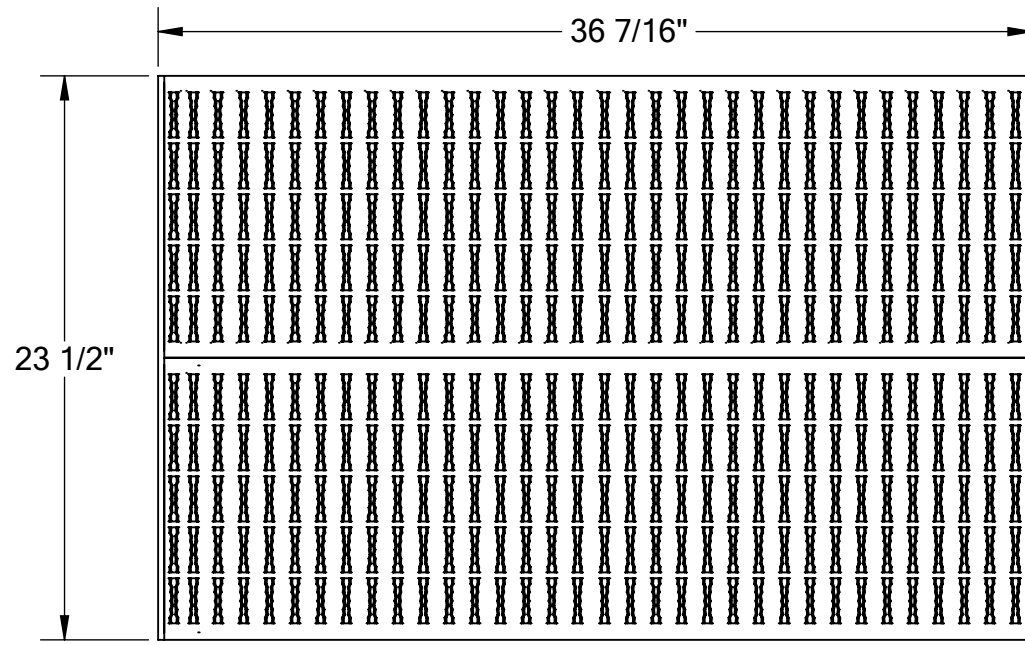


# ADJ WORK-MATE STAND - MODEL: AHW-L-2436

APPROX WEIGHT: 54.14 lbs.  
 DOES NOT INCLUDE WEIGHT OF POWER OR PACKAGING!!!

\*\*\* ANY ADDITIONS, DELETIONS, OR OMISSIONS MUST BE CORRECTED ON THIS DRAWING AS THIS DRAWING WILL BE CONSIDERED ALL INCLUSIVE \*\*\*  
 ALL GRAPHICS PROVIDED ARE FOR REFERENCE ONLY. IF CERTAIN DIMENSIONS ARE CRITICAL PLEASE VERIFY THOSE DIMENSIONS WITH YOUR SALESPERSON



## STANDARD FEATURES

- MODEL NUMBER : AHW-L-2436
- CAPACITY: 500LBS
- DECK WIDTH: 23 1/2"
- DECK LENGTH: 36 7/16"
- RAISED HEIGHT: 8 3/4"
- LOWERED HEIGHT: 6 3/4"
- ALL STEEL CONSTRUCTION  
 (ASTM A-36 MIN.)  
 WITH WELDING TO MEET AWS.
- TOUGH BAKED IN POWDER COATED  
 YELLOW FINISH

## SPECIAL FEATURES

NONE

DIMENSION TOLERANCE ± 1/4"

**APPROVAL**

I, THE UNDERSIGNED, AGREE THAT THE PRODUCT AS REPRESENTED SATISFIES DESIGN AND DIMENSION REQUIREMENTS. I ALSO ACKNOWLEDGE MY DUTY TO CONFIRM PRODUCT AND INSTALLATION COMPLIANCE WITH ALL APPLICABLE FEDERAL, STATE AND LOCAL REGULATIONS AND STANDARDS.

**UNITS REQUIRING APPROVAL DRAWINGS OR MODIFIED ARE NON-RETURNABLE**

As drawn       As marked

Signed: \_\_\_\_\_ Date: \_\_\_\_\_

Printed Name: \_\_\_\_\_

*LEAD TIME WILL START UPON RECEIPT OF SIGNED APPROVAL DRAWING*

DISTRIBUTOR'S NAME:		P.O.#
VESTIL MANUFACTURING		X
DRAWN BY: MTS		DATE: 12/27/13
REFERENCE: X		SALES: X
QUOTED LEAD TIME: X		SCALE: 1:8
QUOTE # X		FILE NAME: 14-007-218