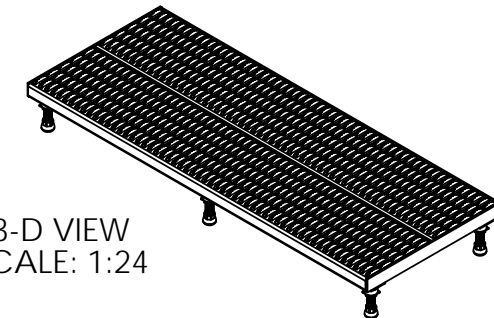
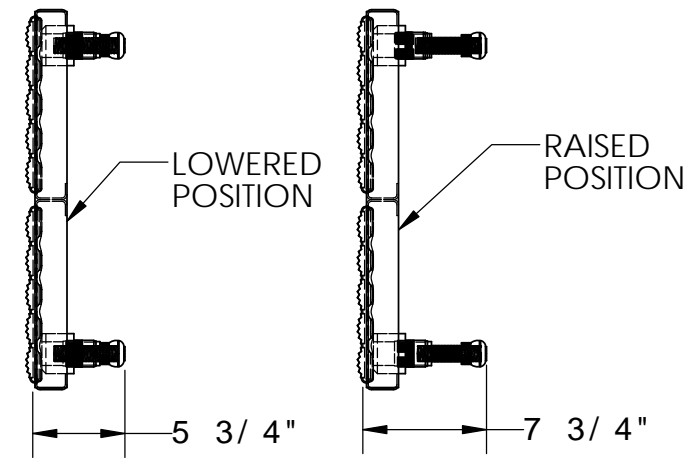
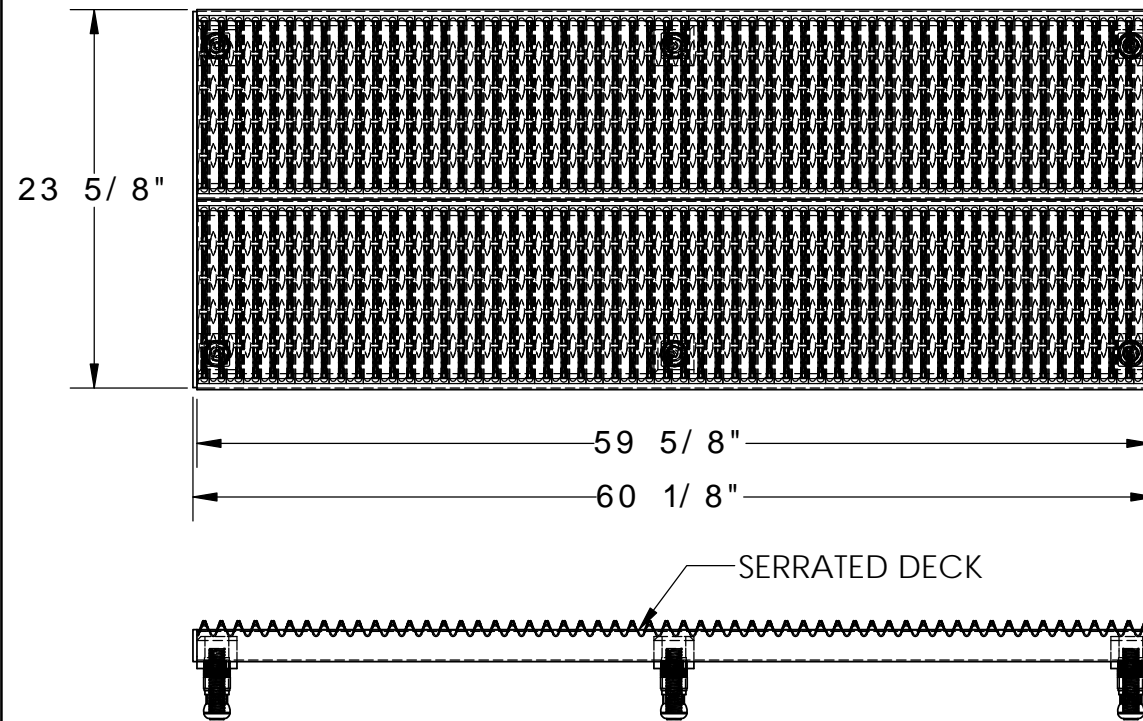


ADJUSTABLE WORK-MATE STAND, ALUMINUM - AHW-L-2460-A

*** ANY ADDITIONS, DELETIONS, OR OMISSIONS MUST BE CORRECTED ON THIS DRAWING AS THIS DRAWING WILL BE CONSIDERED ALL INCLUSIVE ***

ALL GRAPHICS PROVIDED ARE FOR REFERENCE ONLY. IF CERTAIN DIMENSIONS ARE CRITICAL PLEASE VERIFY THOSE DIMENSIONS WITH YOUR SALESPERSON



STANDARD FEATURES

- MODEL NUMBER: AHW-L-2460-A
- CAPACITY: 500 LBS. EVENLY DISTRIBUTED
- PLATFORM SURFACE: SERRATED
- PLATFORM SIZE: $23 \frac{5}{8}$ " W x $60 \frac{1}{8}$ " L
- PLATFORM SERVICE RANGE: $5 \frac{3}{4}$ " - $7 \frac{3}{4}$ "
- ALUMINUM PLATFORM WITH POWDERCOATED
- STEEL LEGS AND RUBBER CRUTCH TIPS ON LEGS

SPECIAL FEATURES

NONE

APPROVAL

I, THE UNDERSIGNED, AGREE THAT THE PRODUCT AS REPRESENTED SATISFIES DESIGN AND DIMENSION REQUIREMENTS. I ALSO ACKNOWLEDGE MY DUTY TO CONFIRM PRODUCT AND INSTALLATION COMPLIANCE WITH ALL APPLICABLE FEDERAL, STATE AND LOCAL REGULATIONS AND STANDARDS.

ALL SPECIAL UNITS ARE NON-RETURNABLE

[] As drawn [] As marked

Signed: _____ Date: _____

LEAD TIME WILL START UPON RECEIPT OF SIGNED APPROVAL DRAWING

DISTRIBUTOR'S NAME:		P.O.#
VESTIL MANUFACTURING		X
DRAWN BY: BJW		W.O.#
DATE: 5/21/2012		X
REFERENCE: X	SCALE: 1:12	SALES: X
QUOTED LEAD TIME: X	QUOTE #	FILE NAME:
	X	14-007-151

APPROX WEIGHT: 51.36 lbs.
 DOES NOT INCLUDE WEIGHT OF POWER OR PACKAGING!!!