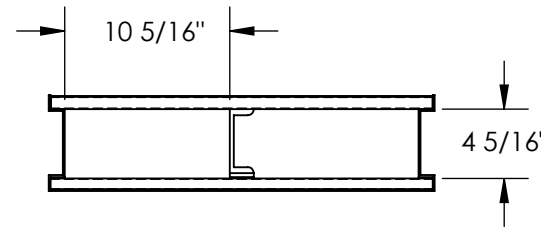
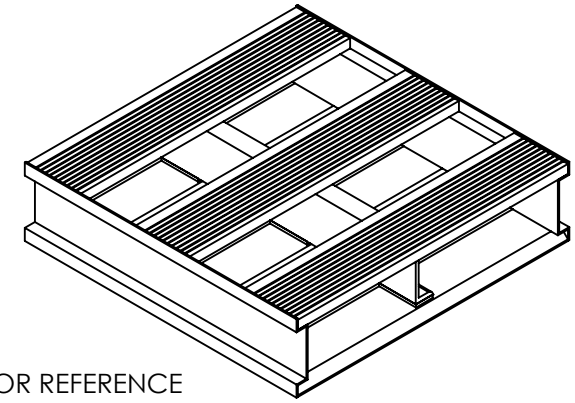
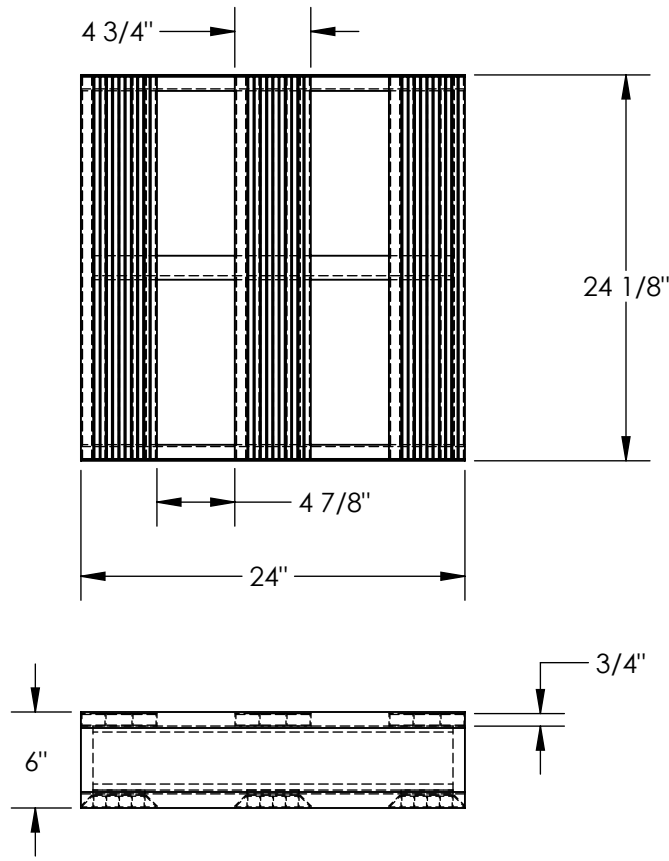


ALUMINUM PALLET - AP-2424

APPROX WEIGHT: 19.18 lbs.
 DOES NOT INCLUDE WEIGHT OF POWER OR PACKAGING!!!

*** ANY ADDITIONS, DELETIONS, OR OMISSIONS MUST BE CORRECTED ON THIS DRAWING AS THIS DRAWING WILL BE CONSIDERED ALL INCLUSIVE ***
 ALL GRAPHICS PROVIDED ARE FOR REFERENCE ONLY. IF CERTAIN DIMENSIONS ARE CRITICAL PLEASE VERIFY THOSE DIMENSIONS WITH YOUR SALESPERSON



DIMENSION TOLERANCE ± 1/4"

STANDARD FEATURES

- MODEL NUMBER IS AP-2424
- ALL WELDED ALUMINUM CONSTRUCTION
- OVERALL WIDTH IS 24 1/8"
- OVERALL DEPTH IS 24"
- OVERALL HEIGHT IS 6"
- THICKNESS OF EXTRUSIONS IS 3/4"
- MAX. CAPACITY IS 4,000 LBS
- EVENLY DISTRIBUTED
- FORK OPENINGS ARE 10 5/16"W x 4 5/16"H

SPECIAL FEATURES

NONE

APPROVAL	I, THE UNDERSIGNED, AGREE THAT THE PRODUCT AS REPRESENTED SATISFIES DESIGN AND DIMENSION REQUIREMENTS. I ALSO ACKNOWLEDGE MY DUTY TO CONFIRM PRODUCT AND INSTALLATION COMPLIANCE WITH ALL APPLICABLE FEDERAL, STATE AND LOCAL REGULATIONS AND STANDARDS.	
	UNITS REQUIRING APPROVAL DRAWINGS OR MODIFIED ARE NON-RETURNABLE	
	[] As drawn [] As marked	
	Signed: _____	Date: _____
Printed Name: _____		
<i>LEAD TIME WILL START UPON RECEIPT OF SIGNED APPROVAL DRAWING</i>		

FOR INTERNAL USE ONLY PROJECT SIGN OFF		DISTRIBUTOR'S NAME:		P.O.#
SALES		VESTIL MANUFACTURING		X
ENG.		DRAWN BY: MTS	DATE: 10/14/20	W.O.#
FAB.		REFERENCE: X	SCALE: 1:12	X
POWER		QUOTED LEAD TIME: X	QUOTE #	FILE NAME:
			X	31-007-326