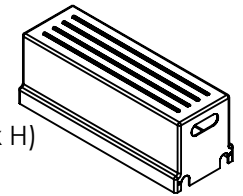
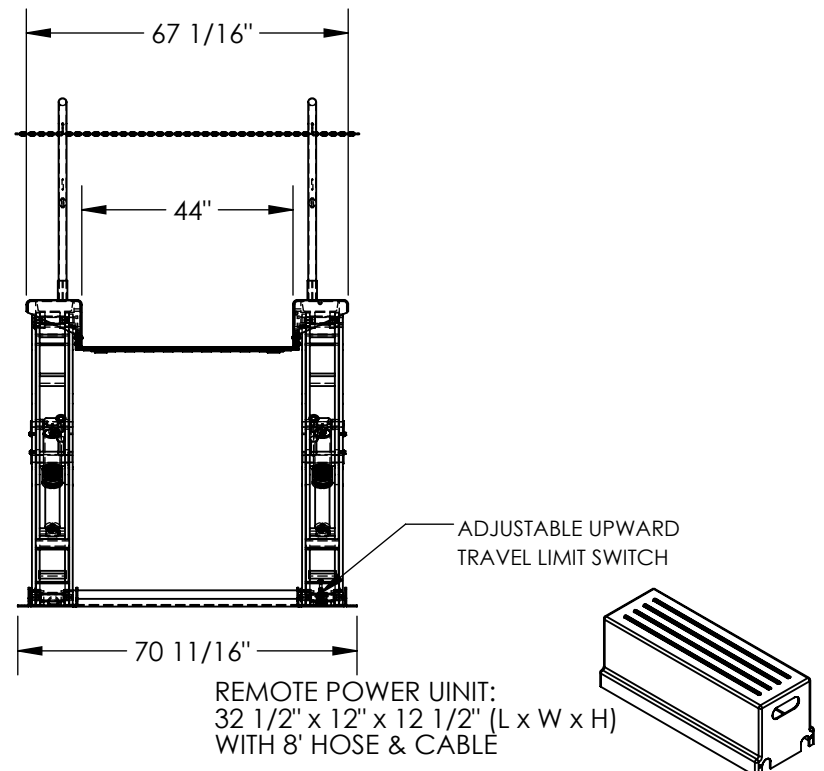
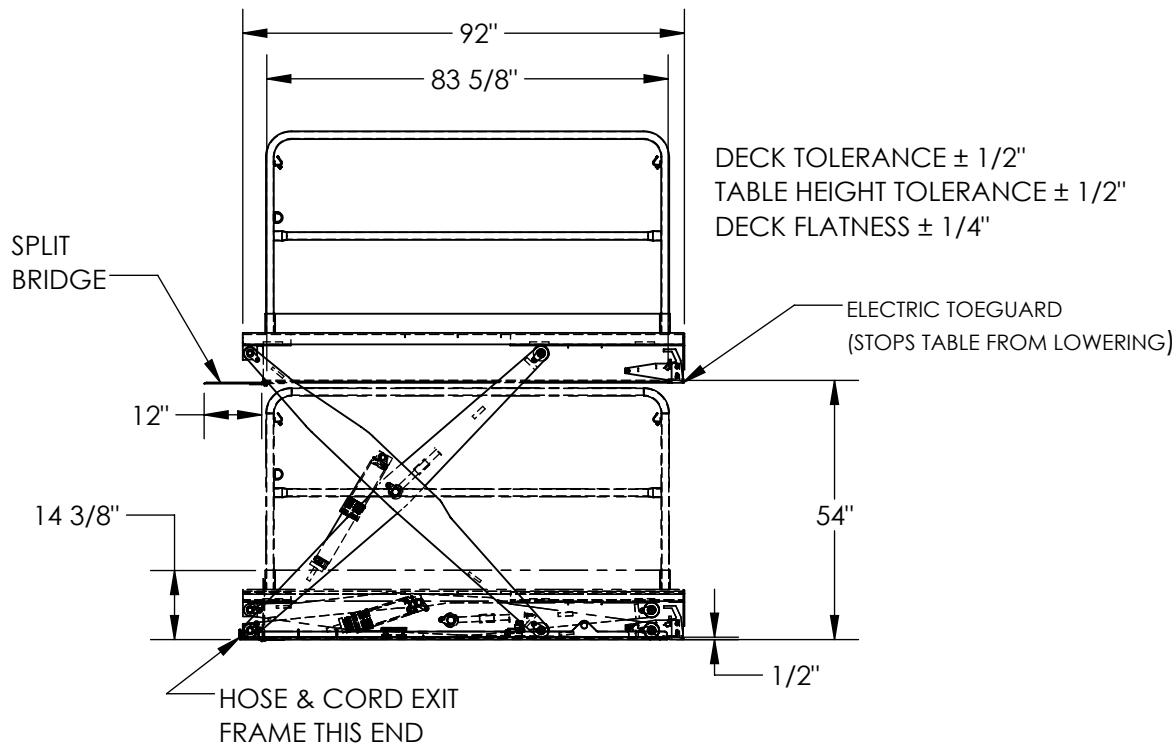


GROUND LIFT SCISSOR TABLE - EHLTG-4484-3-54

APPROX WEIGHT: 2556.01 lbs.
 DOES NOT INCLUDE WEIGHT OF POWER OR PACKAGING!!!

*** ANY ADDITIONS, DELETIONS, OR OMISSIONS MUST BE CORRECTED ON THIS DRAWING AS THIS DRAWING WILL BE CONSIDERED ALL INCLUSIVE ***

ALL GRAPHICS PROVIDED ARE FOR REFERENCE ONLY. IF CERTAIN DIMENSIONS ARE CRITICAL PLEASE VERIFY THOSE DIMENSIONS WITH YOUR SALESPERSON



DIMENSION TOLERANCE ± 1/4"

STANDARD FEATURES

- MODEL NUMBER IS EHLTG-4484-3-54
- OVERALL WIDTH IS 70 11/16"
- USABLE WIDTH IS 44"
- OVERALL LENGTH IS 92"
- USABLE LENGTH IS 83 5/8"
- RAISED HEIGHT IS 54"
- LOWERED HEIGHT IS 1/2"
- 12" WIDE BY 44" LONG SLIT BRIDGE
- TABLE CAPACITY (EVENLY DISTRIBUTED) IS 3,000 LBS.
- EXTERNAL POWER UNIT
- NON-REMOVABLE TOE BOARDS
- SAFETY MAINTENANCE PROPS
- DISPLACEMENT STYLE CYLINDERS
- INSTALLED ROD DOWN
- EMERGENCY SAFETY STOP HYDRAULIC
- FUSES IN ALL CYLINDERS
- UNITS HAVE 2' TEST LEAD AND PIG TAIL
- CONTROL IS FOOT SWITCH, 2 PEDAL, NEMA 1 WITH MINIMUM USABLE 8' STRAIGHT CORD
- DURABLE LIQUID PAINT BLUE FINISH WITH TOUGH BAKED IN POWDER COATED YELLOW FINISH REMOVABLE HAND RAILS

PLEASE CIRCLE SPECIFICATIONS:

POWER	AC	DC (12V)	AIR/OIL
MOTOR VOLTAGE	115	208	230 460
DEDICATED CIRCUIT REQUIRED 60Hz			
MOTOR PHASE	SINGLE	THREE	
CONTROL	HAND	FOOT	

SPECIAL FEATURES

NONE

APPROVAL

I, THE UNDERSIGNED, AGREE THAT THE PRODUCT AS REPRESENTED SATISFIES DESIGN AND DIMENSION REQUIREMENTS. I ALSO ACKNOWLEDGE MY DUTY TO CONFIRM PRODUCT AND INSTALLATION COMPLIANCE WITH ALL APPLICABLE FEDERAL, STATE AND LOCAL REGULATIONS AND STANDARDS.
UNITS REQUIRING APPROVAL DRAWINGS OR MODIFIED ARE NON-RETURNABLE
 As drawn As marked

Signed: _____ Date: _____

Printed Name: _____

LEAD TIME WILL START UPON RECEIPT OF SIGNED APPROVAL DRAWING

DISTRIBUTOR'S NAME:		P.O.#
VESTIL MANUFACTURING		X
DRAWN BY:	DATE:	W.O.#
JWW	8/15/19	X
REFERENCE:	SCALE:	FILE NAME:
X	1:40	
QUOTED LEAD TIME:	QUOTE #	
X	X	04-007-113