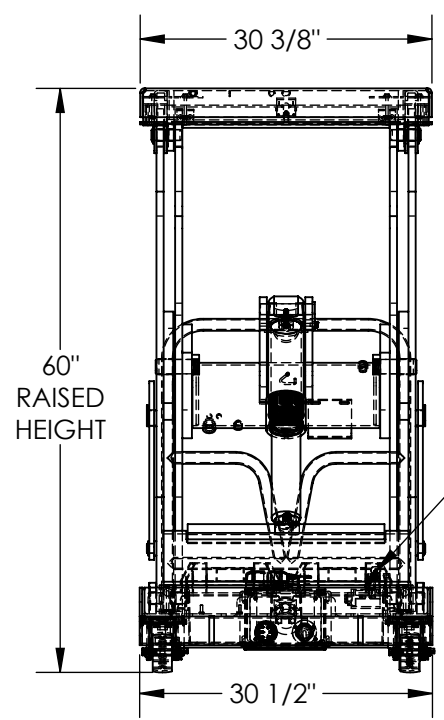


ELECTRIC HYDRAULIC LIFT TABLE PORTABLE - EHLTP-3064-2-60-D2

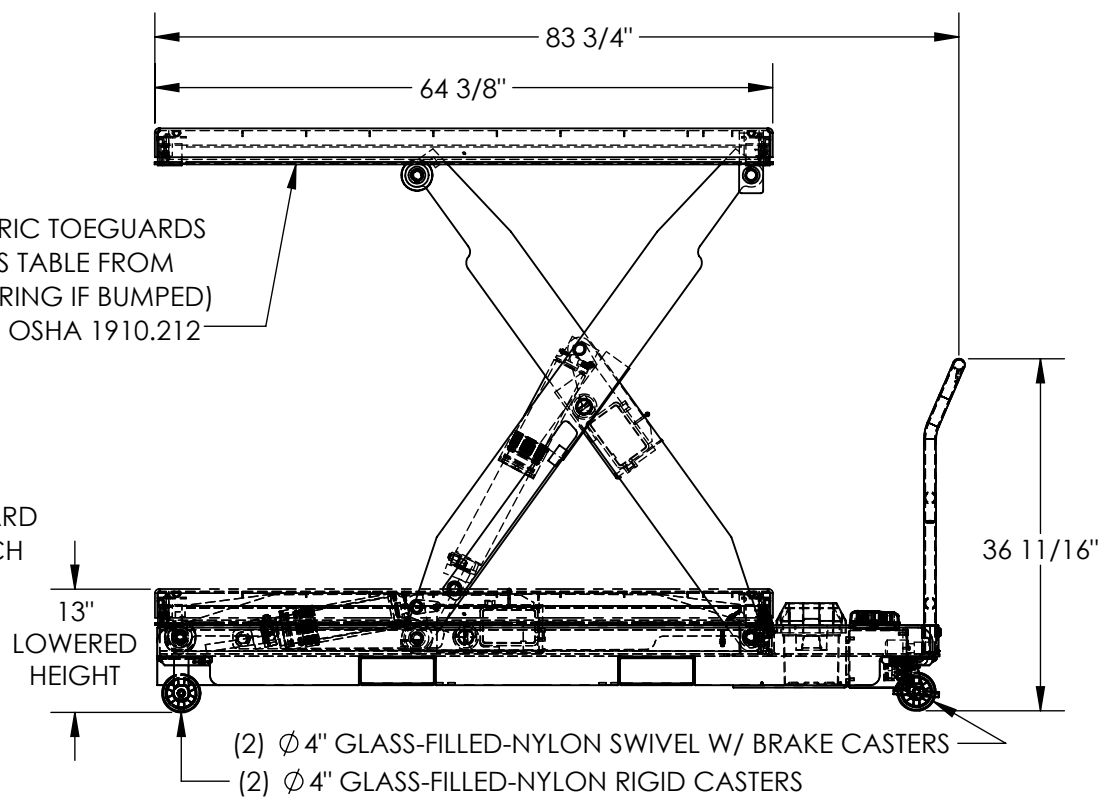
APPROX WEIGHT: 1074 lbs.
 DOES NOT INCLUDE WEIGHT OF POWER OR PACKAGING!!!

*** ANY ADDITIONS, DELETIONS, OR OMISSIONS MUST BE CORRECTED ON THIS DRAWING AS THIS DRAWING WILL BE CONSIDERED ALL INCLUSIVE ***
 ALL GRAPHICS PROVIDED ARE FOR REFERENCE ONLY. IF CERTAIN DIMENSIONS ARE CRITICAL PLEASE VERIFY THOSE DIMENSIONS WITH YOUR SALESPERSON



ELECTRIC TOEGUARDS
 (STOPS TABLE FROM
 LOWERING IF BUMPED)
 MEETS OSHA 1910.212

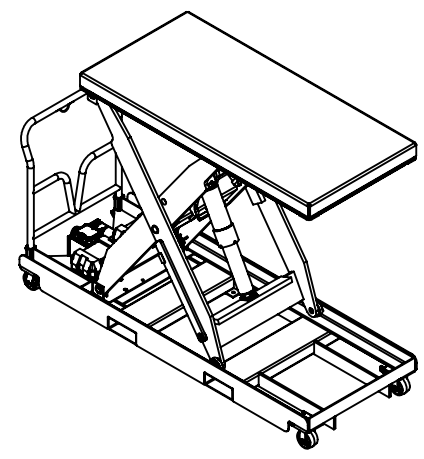
ADJUSTABLE UPWARD
 TRAVEL LIMIT SWITCH



(2) Ø 4" GLASS-FILLED-NYLON SWIVEL W/ BRAKE CASTERS
 (2) Ø 4" GLASS-FILLED-NYLON RIGID CASTERS

STANDARD FEATURES

- MODEL NUMBER:
EHLTP-3064-2-60-D2
- DECK WIDTH: 30 3/8"
- DECK LENGTH: 64 3/8"
- OVERALL LENGTH: 83 3/4"
- RAISED HEIGHT: 60"
- LOWERED HEIGHT: 13"
- MAX. CAPACITY: 2,000 LBS.
- TABLE CAPACITY (EVENLY DISTRIBUTED)
- SAFETY MAINTENANCE PROPS, DISPLACEMENT
- STYLE CYLINDERS INSTALLED ROD DOWN
- EMERGENCY SAFETY STOP HYDRAULIC FUSES
- IN ALL CYLINDERS
- DURABLE LIQUID PAINT BLUE FINISH
- CONTROL IS HANDHELD, 2 BUTTON, NEMA 4
- PENDANT WITH MINIMUM 8' USABLE COIL CORD
- 12V DC WITH ONBOARD 115 CHARGER
- INTERNAL POWER UNIT



DIMENSION TOLERANCE ± 1/4"

APPROVAL

I, THE UNDERSIGNED, AGREE THAT THE PRODUCT AS REPRESENTED SATISFIES DESIGN AND DIMENSION REQUIREMENTS. I ALSO ACKNOWLEDGE MY DUTY TO CONFIRM PRODUCT AND INSTALLATION COMPLIANCE WITH ALL APPLICABLE FEDERAL, STATE AND LOCAL REGULATIONS AND STANDARDS.

UNITS REQUIRING APPROVAL DRAWINGS OR MODIFIED ARE NON-RETURNABLE

[] As drawn [] As marked

Signed: _____ Date: _____

Printed Name: _____

LEAD TIME WILL START UPON RECEIPT OF SIGNED APPROVAL DRAWING

SPECIAL FEATURES

NONE

DISTRIBUTOR'S NAME:		P.O.#
VESTIL MANUFACTURING		X
DRAWN BY: CRA	DATE: 10/19/2021	W.O.#
REFERENCE: X	SCALE: 1:20	X
QUOTED LEAD TIME: X	QUOTE #	SALES: X
	X	FILE NAME:
		01-007-466