

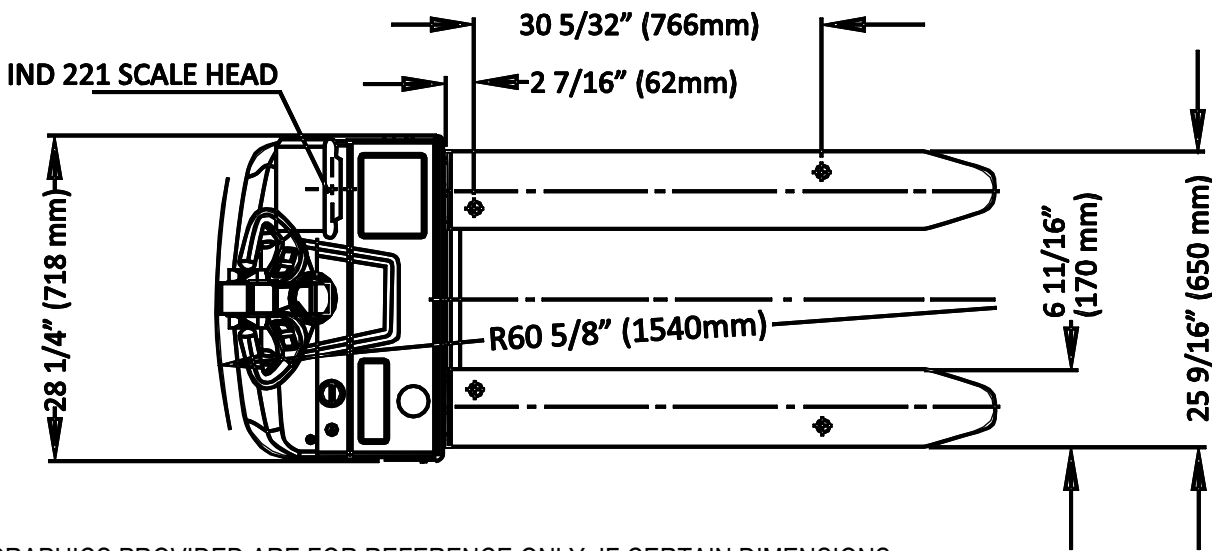
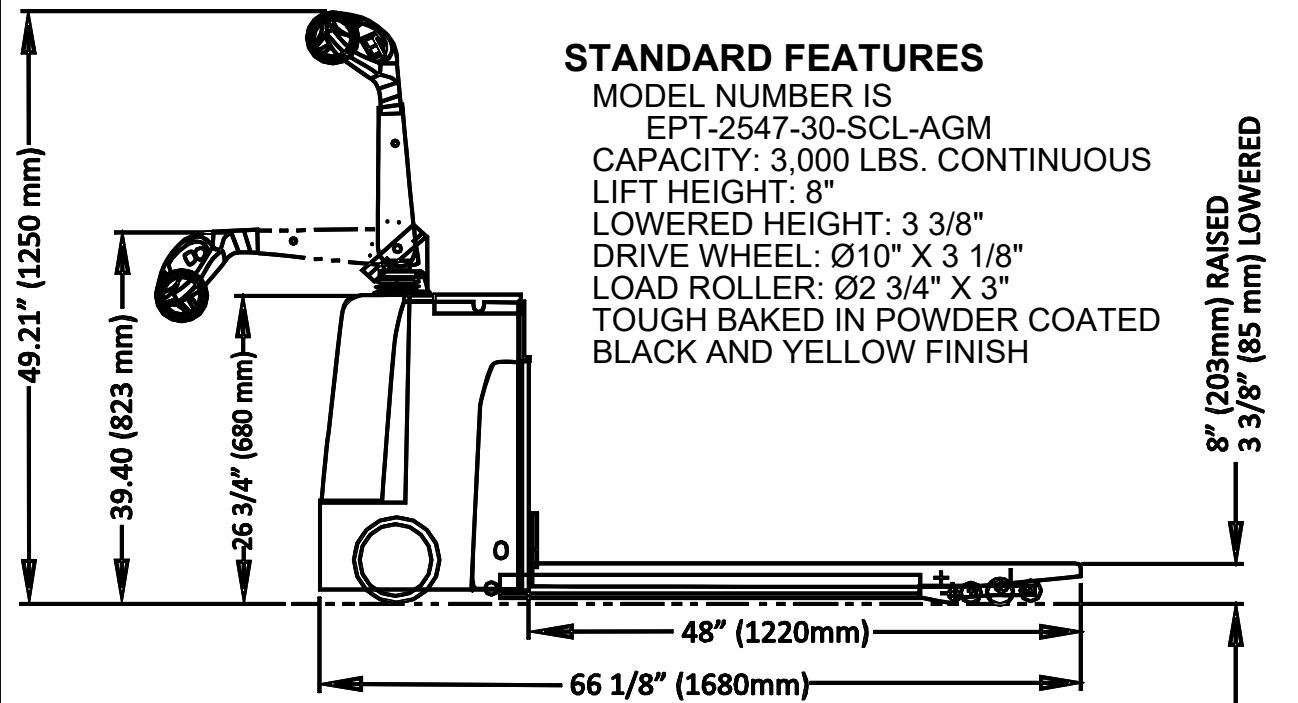
**FULLY POWERED ELECTRIC PALLET TRUCK WITH SCALE -  
EPT-2547-30-SCL-AGM**

APPROX WEIGHT: 742 lbs.  
DOES NOT INCLUDE WEIGHT OF POWER OR PACKAGING!!!

\*\*\*ANY ADDITIONS, DELETIONS, OR OMISSIONS MUST BE CORRECTED ON THIS DRAWING AS THIS DRAWING WILL BE CONSIDERED ALL INCLUSIVE\*\*\*

**STANDARD FEATURES**

MODEL NUMBER IS  
EPT-2547-30-SCL-AGM  
CAPACITY: 3,000 LBS. CONTINUOUS  
LIFT HEIGHT: 8"  
LOWERED HEIGHT: 3 3/8"  
DRIVE WHEEL: Ø10" X 3 1/8"  
LOAD ROLLER: Ø2 3/4" X 3"  
TOUGH BAKED IN POWDER COATED  
BLACK AND YELLOW FINISH

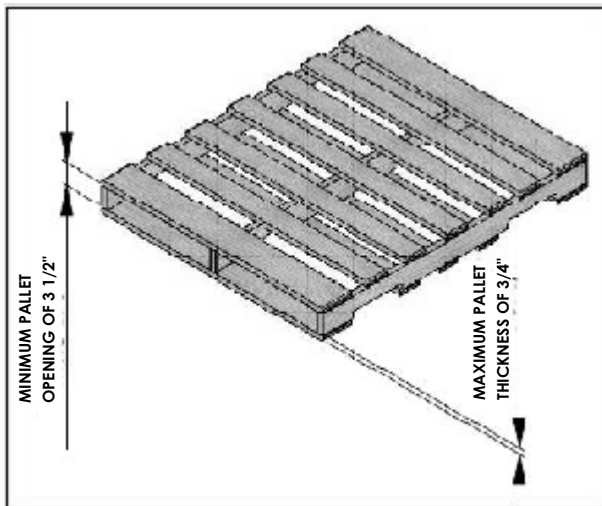


FOR INTERNAL USE ONLY  
PROJECT SIGN OFF

SALES	
ENG.	
FAB.	
POWER	

ALL GRAPHICS PROVIDED ARE FOR REFERENCE ONLY. IF CERTAIN DIMENSIONS ARE CRITICAL PLEASE VERIFY THOSE DIMENSIONS WITH YOUR SALESPERSON

DIMENSION TOLERANCE ± 1/2"



**A  
P  
P  
R  
O  
V  
A  
L**

I, THE UNDERSIGNED, AGREE THAT THE PRODUCT AS REPRESENTED SATISFIES DESIGN AND DIMENSION REQUIREMENTS. I ALSO ACKNOWLEDGE MY DUTY TO CONFIRM PRODUCT AND INSTALLATION COMPLIANCE WITH ALL APPLICABLE FEDERAL, STATE AND LOCAL REGULATIONS AND STANDARDS.  
**UNITS REQUIRING APPROVAL DRAWINGS OR MODIFIED ARE NON-RETURNABLE**  
[ ] As drawn [ ] As marked

Signed: \_\_\_\_\_ Date: \_\_\_\_\_

Printed Name: \_\_\_\_\_

LEAD TIME WILL START UPON RECEIPT OF SIGNED APPROVAL DRAWING

DISTRIBUTOR'S NAME:		P.O.#
VESTIL MANUFACTURING		X
DRAWN BY: CRH		W.O.#
DATE: 4/27/2020		X
REFERENCE: X	SCALE: 1:48	SALES: X
QUOTED LEAD TIME: X	QUOTE # X	FILE NAME:
		EPT-2547-30-SCL-AGM