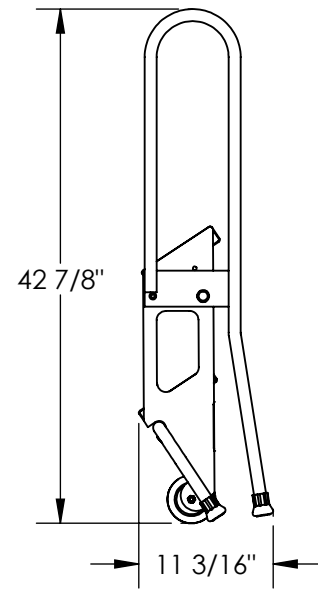
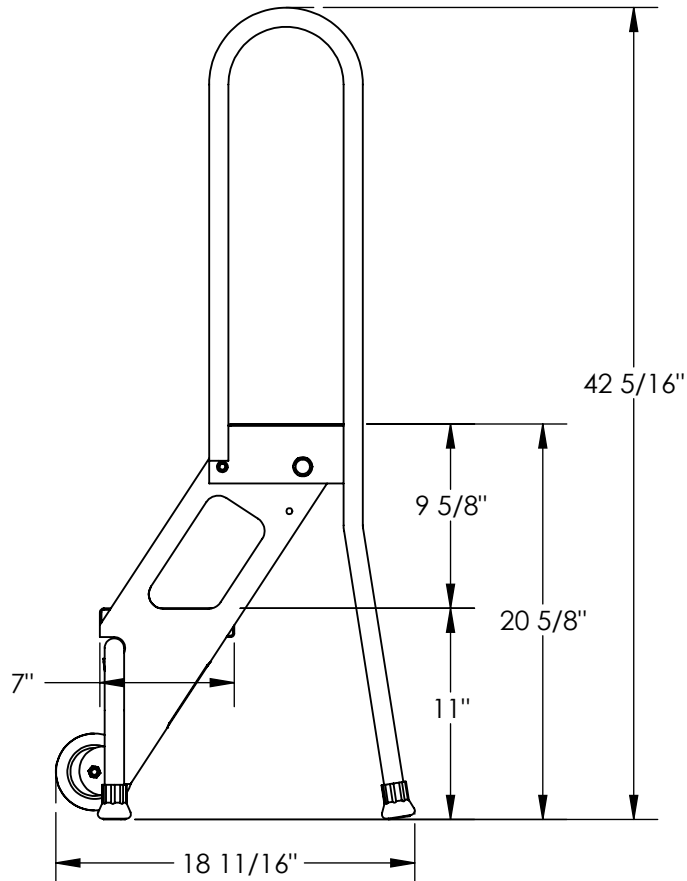
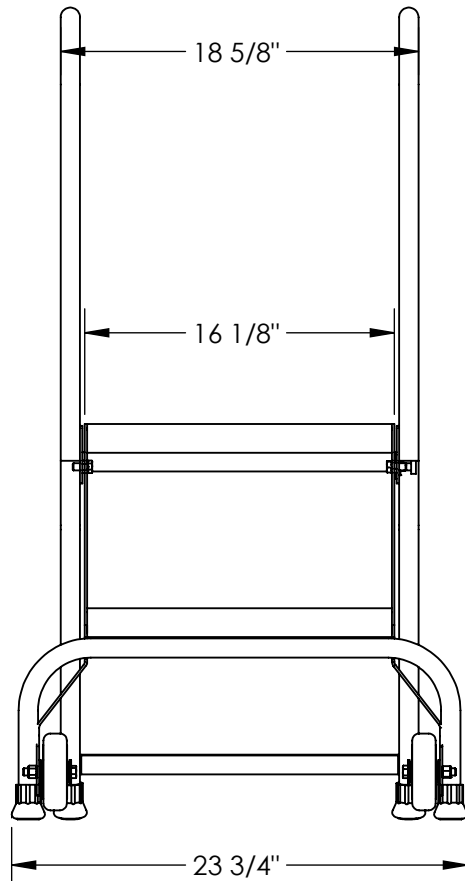


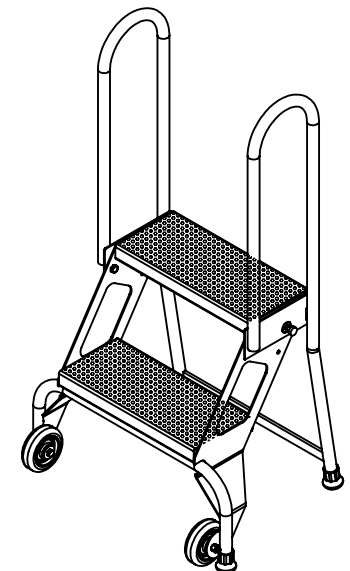
# FOLDABLE TWO-STEP LADDER - FLAD-2-SS

\*\*\* ANY ADDITIONS, DELETIONS, OR OMISSIONS MUST BE CORRECTED ON THIS DRAWING AS THIS DRAWING WILL BE CONSIDERED ALL INCLUSIVE \*\*\*

ALL GRAPHICS PROVIDED ARE FOR REFERENCE ONLY. IF CERTAIN DIMENSIONS ARE CRITICAL PLEASE VERIFY THOSE DIMENSIONS WITH YOUR SALESPERSON



FOLDED VIEW



3D VIEW SHOWN FOR REFERENCE ONLY

DIMENSION TOLERANCE ± 1/4"

## STANDARD FEATURES

- MODEL NUMBER IS FLAD-2-SS
- OVERALL WIDTH IS 23 3/4"
- USABLE WIDTH IS 18 5/8"
- OVERALL DEPTH IS 18 11/16"
- STEPS USABLE DEPTH IS 7"
- OVERALL HEIGHT IS 42 5/16"
- MAX CAPACITY IS 350 LBS.
- Ø4" X 1-1/4" W POLY-ON POLY WHEELS
- RUBBER STOP CRUTCH TIPS
- 58° CLIMB ANGLE
- TOP STEP HEIGHT IS 20 5/8"
- CONSTRUCTED OF 304 STAINLESS STEEL
- FOLDED DIMENSIONS ARE  
23 3/4"W X 11 3/16"D X 42 7/8"H

## SPECIAL FEATURES

NONE

<b>APPROVAL</b>	I, THE UNDERSIGNED, AGREE THAT THE PRODUCT AS REPRESENTED SATISFIES DESIGN AND DIMENSION REQUIREMENTS. I ALSO ACKNOWLEDGE MY DUTY TO CONFIRM PRODUCT AND INSTALLATION COMPLIANCE WITH ALL APPLICABLE FEDERAL, STATE AND LOCAL REGULATIONS AND STANDARDS.	
	<b>ANY MODIFIED UNITS ARE NON-RETURNABLE</b>	
	[ ] As drawn      [ ] As marked	
	Signed: _____	Date: _____

Printed Name: \_\_\_\_\_

**LEAD TIME WILL START UPON RECEIPT OF SIGNED APPROVAL DRAWING**

FOR INTERNAL USE ONLY PROJECT SIGN OFF	
SALES	
ENG.	
FAB.	
POWER	

DISTRIBUTOR'S NAME:		P.O.#
<b>VESTIL MANUFACTURING</b>		X
DRAWN BY: MDP	DATE: 3/26/2018	W.O.#
REFERENCE: X	SCALE: 1:10	X
QUOTED LEAD TIME: X	QUOTE #	SALES: X
	X	FILE NAME:
		44-007-352-001