
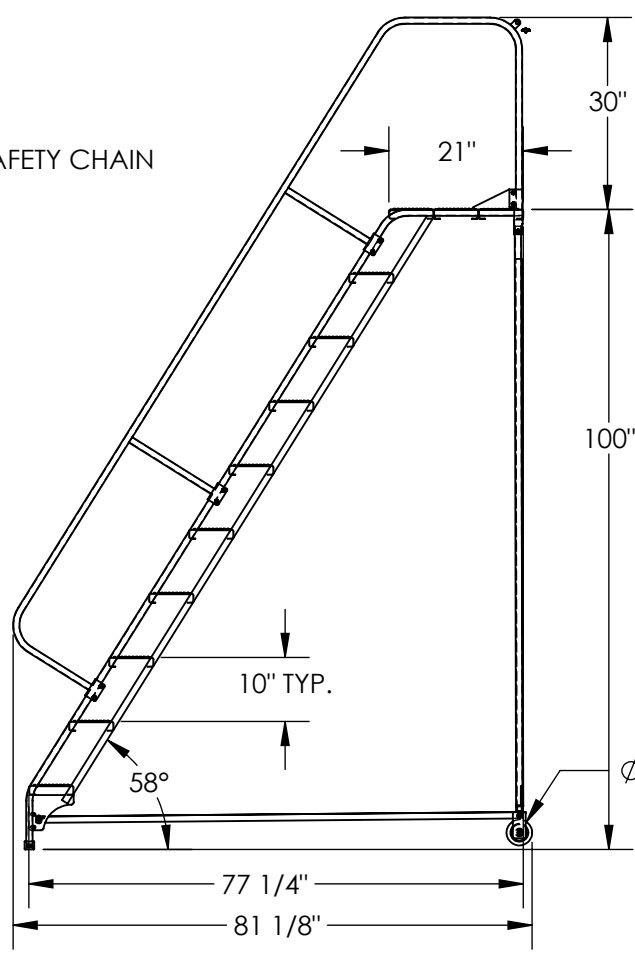
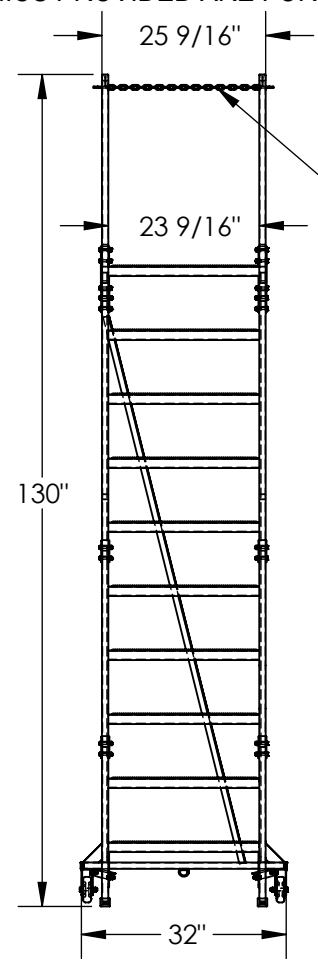


MAINTENANCE LADDER, PERFORATED-LAD-MM-10-P-YL

APPROX WEIGHT: 208.76 lbs.
DOES NOT INCLUDE WEIGHT OF POWER OR PACKAGING!!!

*** ANY ADDITIONS, DELETIONS, OR OMISSIONS MUST BE CORRECTED ON THIS DRAWING AS THIS DRAWING WILL BE CONSIDERED ALL INCLUSIVE ***
ALL GRAPHICS PROVIDED ARE FOR REFERENCE ONLY. IF CERTAIN DIMENSIONS ARE CRITICAL PLEASE VERIFY THOSE DIMENSIONS WITH YOUR SALESPERSON



DIMENSION TOLERANCE ± 1/4"

STANDARD FEATURES

- MODEL NUMBER IS LAD-MM-10-P-YL
- OVERALL WIDTH IS 32"
- USABLE WIDTH IS 23 9/16"
- OVERALL LENGTH IS 81 1/8"
- USABLE LENGTH IS 77 1/4"
- OVERALL HEIGHT IS 130"
- PLATFORM HEIGHT IS 100"
- TOUGH BAKED IN POWDER COATED YELLOW FINISH
- STEP TYPE: PERFORATED STEPS
- CLIMB ANGLE: 58°
- STEP DIM. 24" X 7"
- MAX CAPACITY IS 350 LBS

SPECIAL FEATURES

- NONE
- NOTE**
- SOME ASSEMBLY REQUIRED
- TOOL TRAY SOLD SEPARATELY

APPROVAL

I, THE UNDERSIGNED, AGREE THAT THE PRODUCT AS REPRESENTED SATISFIES DESIGN AND DIMENSION REQUIREMENTS. I ALSO ACKNOWLEDGE MY DUTY TO CONFIRM PRODUCT AND INSTALLATION COMPLIANCE WITH ALL APPLICABLE FEDERAL, STATE AND LOCAL REGULATIONS AND STANDARDS.

ANY MODIFIED UNITS ARE NON-RETURNABLE

[] As drawn [] As marked

Signed: _____ Date: _____

Printed Name: _____

LEAD TIME WILL START UPON RECEIPT OF SIGNED APPROVAL DRAWING

FOR INTERNAL USE ONLY PROJECT SIGN OFF	
SALES	
ENG.	
FAB.	
POWER	

DISTRIBUTOR'S NAME:		P.O.#
VESTIL MANUFACTURING		X
DRAWN BY: JWW	DATE: 5/18/2020	W.O.#
REFERENCE: X	SCALE: 1:30	X
QUOTED LEAD TIME: X	QUOTE #	FILE NAME:
	X	44-007-304-001