

# **Instruction Manual For Plastic Service Cart**

---



## IMPORTANT SAFETY INSTRUCTIONS!



**READ ALL INSTRUCTIONS BEFORE USING THIS PRODUCT!**

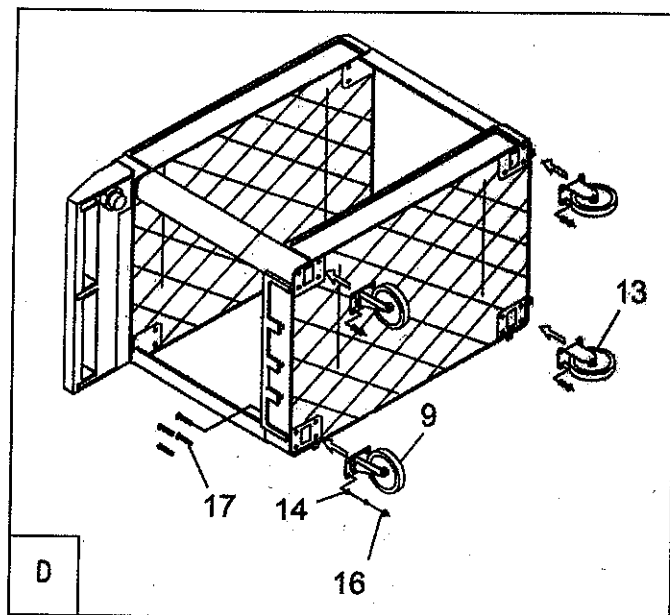
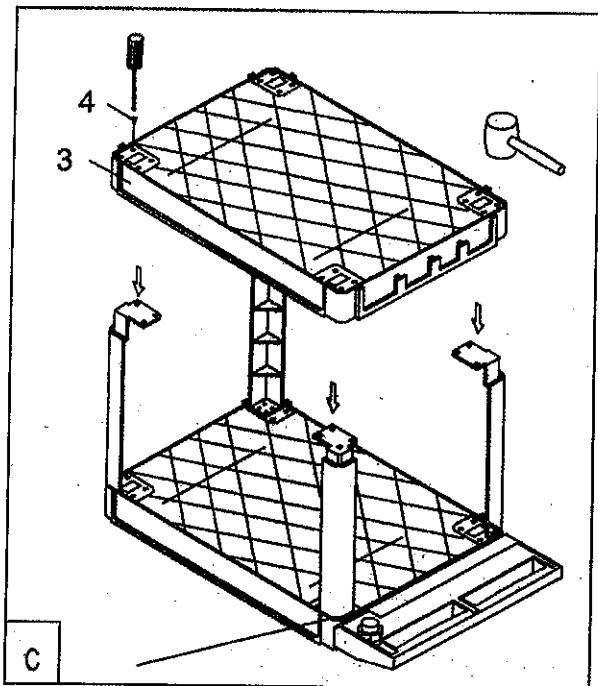
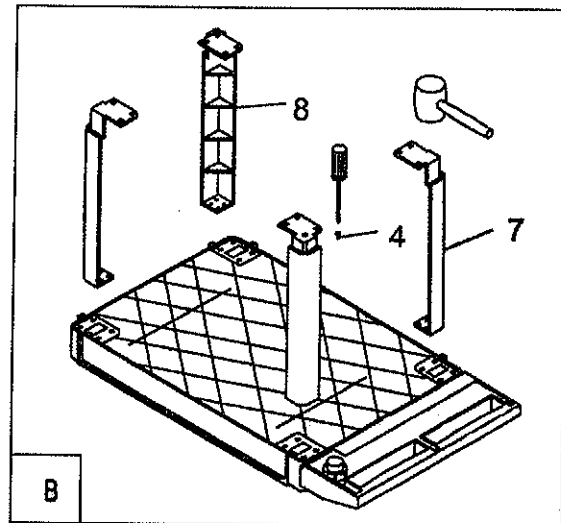
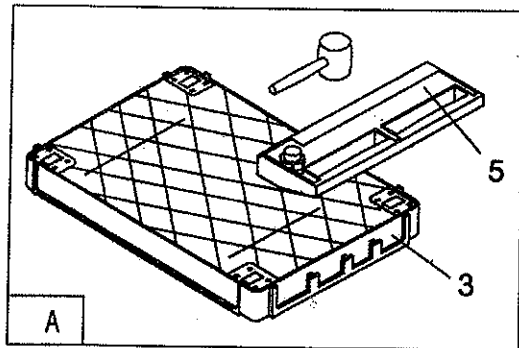
### Safety Warnings and Precautions

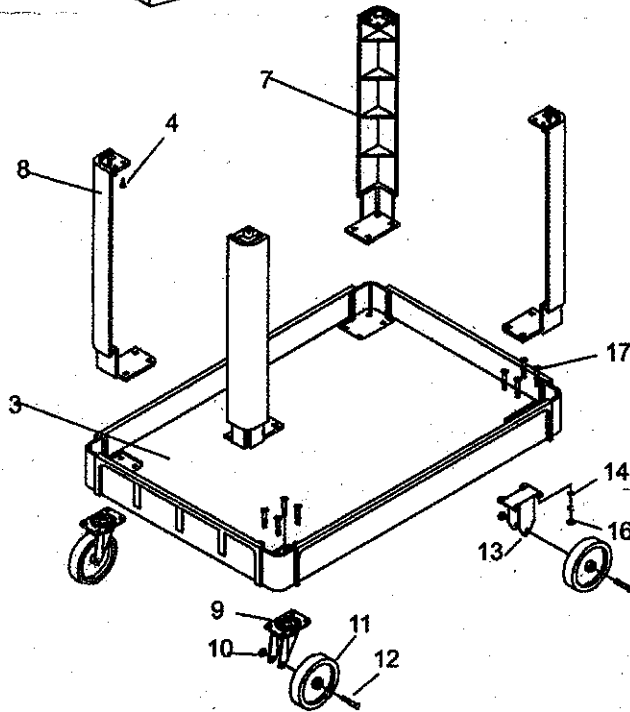
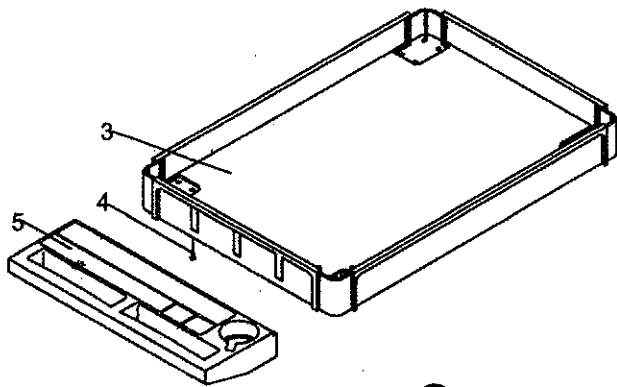
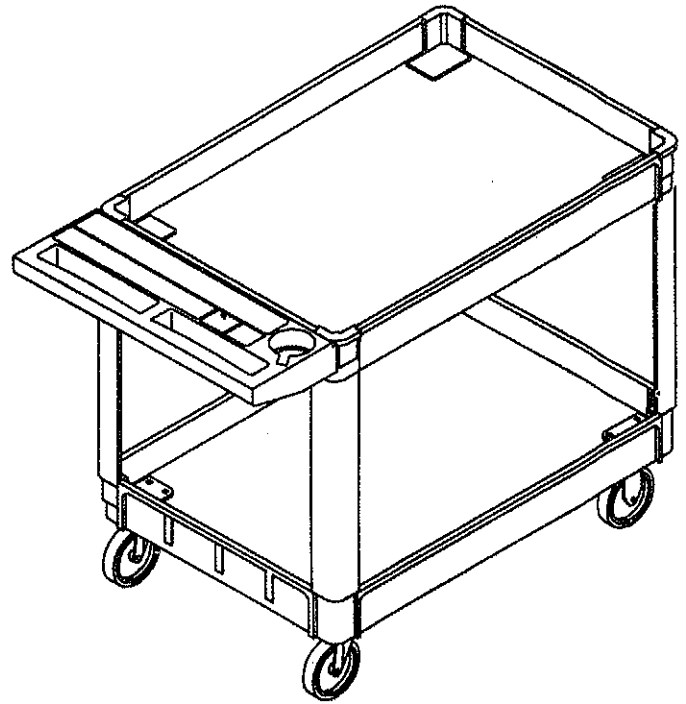
**WARNING:** When using product, basic safety precautions should always be followed to reduce the risk of personal injury and damage to equipment.

**Read all instructions before using this product!**

1. **Keep work area clean.** Cluttered areas invite injuries.
2. **Observe work area conditions.** Keep work area well lighted.
3. **Store idle equipment.** When not in use, the Service Cart must be stored in a safe and clean location. Always lock up products and keep out of reach of children.
4. **Use the right product for the job.** There are certain applications for which the Service Cart was designed. Do not modify the Service Cart and do not use the Service Cart for a purpose for which it was not intended.
5. **Check for damaged parts.** Before using any product, any part that appears damaged should be carefully checked to determine that it will operate properly and perform its intended function. Check for any broken or damaged parts and any other conditions that may affect its operation. Replace or repair damaged or worn parts immediately.
6. **Replacement parts and accessories.** When servicing, use only identical replacement parts. Use of any other parts will void the warranty.
7. **Do not operate product if under the influence of alcohol or drugs.** Read warning labels on prescriptions to determine if your judgment or reflexes are impaired while taking drugs. If there is any doubt, do not operate the product.
8. **Use eye protection.** Always wear ANSI approved impact safety goggles.
9. **Do not exceed the product's maximum load capacity of 550 Lbs.**
10. **Only use on a flat surface capable of supporting the Service Cart and its maximum capacity load of 550 Lbs.** It is easy to lose control of the Service Cart if attempting to pull a load on a sloping or uneven surface.
11. **Do not allow children to play on, stand upon or climb on the Service Cart.** The Service Cart is not for carrying people or animals.
12. **Always check hardware and assembled parts after assembling.** All connections should be tight and hardware tightened.
13. **Always distribute objects in the Service Cart evenly.** Uneven weight distribution could cause tipping. Do not lean or climb on the Service Cart.

**Warning:** The warnings, cautions, and instructions discussed in this instruction manual cannot cover all possible conditions and situations that may occur. It must be understood by the operator that common sense and caution are factors which cannot be built into this product, but must be supplied by the operator.





NO DESCRIPTION QUANTITY

3	TABLE-BOARD	2
4	SCREW	12
5	HANDLE	1
7	LEG	2
8	LEG	2
9	FRAME OF UNIVERSAL WHEEL	2
10	NUT	4
11	WHEEL	4
12	SCREW	4
13	FRAME OF WHEEL	2
14	WASHER	16
16	WHEEL	16
17	SCREW	16