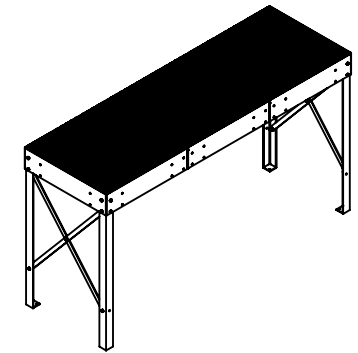
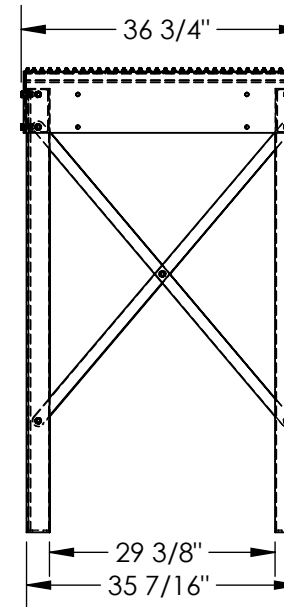
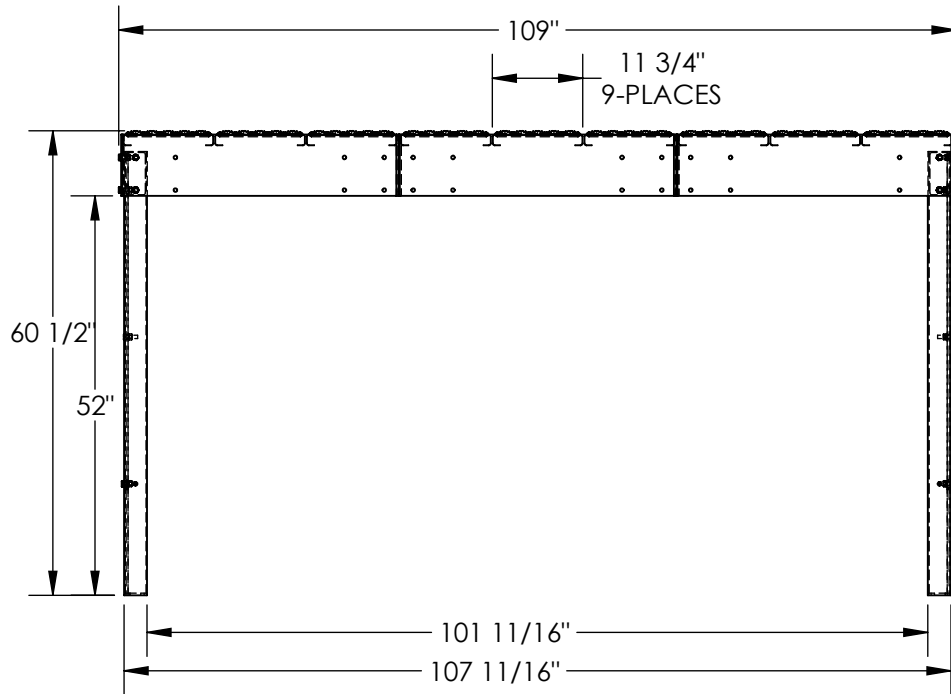


PERSONNEL WORK PLATFORM - PWPS-60-36108-BK

APPROX WEIGHT: 450 lbs.
 DOES NOT INCLUDE WEIGHT OF POWER OR PACKAGING!!!

*** ANY ADDITIONS, DELETIONS, OR OMISSIONS MUST BE CORRECTED ON THIS DRAWING AS THIS DRAWING WILL BE CONSIDERED ALL INCLUSIVE ***

ALL GRAPHICS PROVIDED ARE FOR REFERENCE ONLY. IF CERTAIN DIMENSIONS ARE CRITICAL PLEASE VERIFY THOSE DIMENSIONS WITH YOUR SALESPERSON



MODEL NUMBER IS PWPS-60-36108-BK
 OVERALL WIDTH IS 36 3/4"
 OVERALL LENGTH IS 109"
 OVERALL HEIGHT IS 60 1/2"
 MAX CAPACITY IS 500LBS
 TOUGH BAKED IN POWDER COATED BLACK FINISH

SHIPS KNOCKED DOWN WITH ASSEMBLY
 HARDWARE

DIMENSION TOLERANCE ± 1/4"

APPROVAL	I, THE UNDERSIGNED, AGREE THAT THE PRODUCT AS REPRESENTED SATISFIES DESIGN AND DIMENSION REQUIREMENTS. I ALSO ACKNOWLEDGE MY DUTY TO CONFIRM PRODUCT AND INSTALLATION COMPLIANCE WITH ALL APPLICABLE FEDERAL, STATE AND LOCAL REGULATIONS AND STANDARDS.	
	UNITS REQUIRING APPROVAL DRAWINGS OR MODIFIED ARE NON-RETURNABLE	
	[] As drawn [] As marked	
	Signed: _____ Date: _____	
	Printed Name: _____	
<i>LEAD TIME WILL START UPON RECEIPT OF SIGNED APPROVAL DRAWING</i>		

SPECIAL FEATURES

NONE

DISTRIBUTOR'S NAME:		P.O.#
VESTIL MANUFACTURING		X
DRAWN BY: NBE		DATE: 02/04/2021
REFERENCE: X		SCALE: 1:25
QUOTED LEAD TIME: X		QUOTE # X
		SALES: X
		FILE NAME: 44-007-707