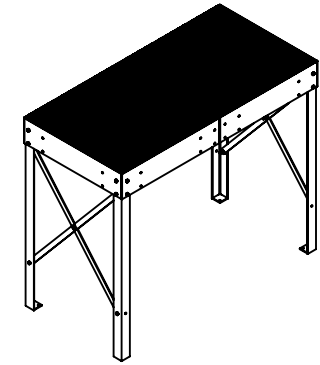
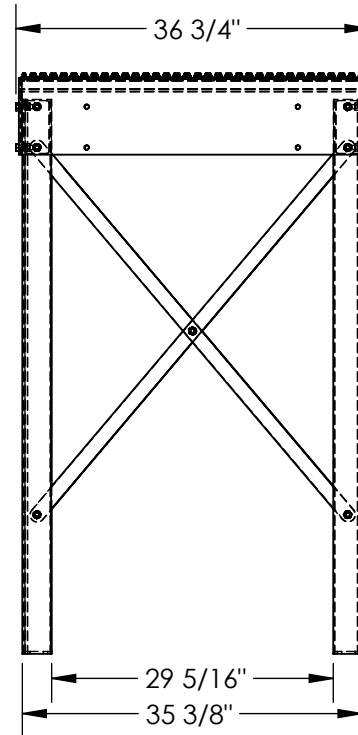
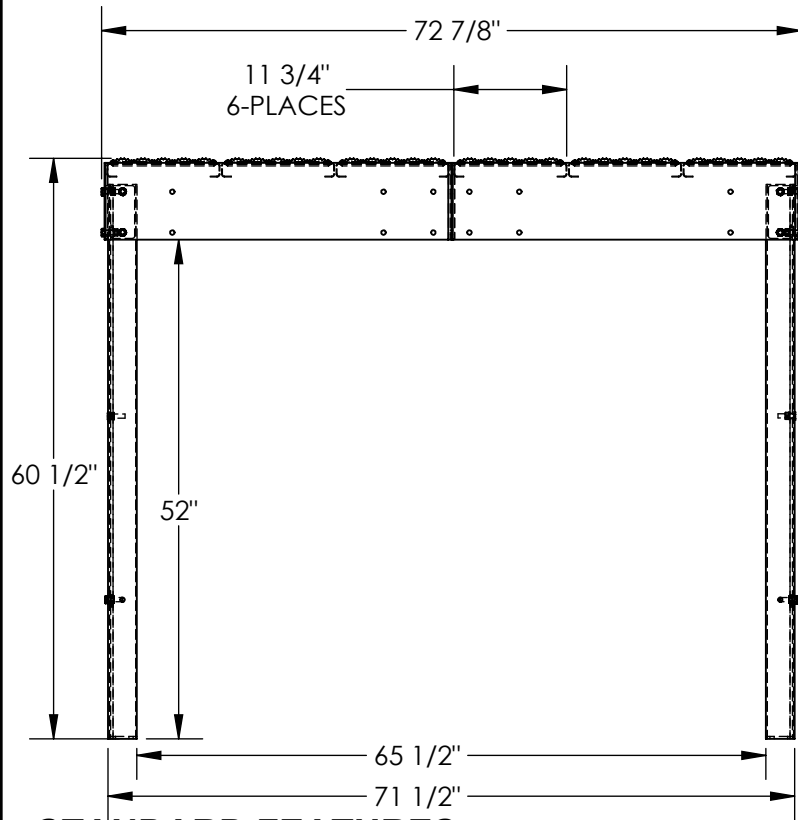


PERSONNEL WORK PLATFORM - PWPS-60-3672-BK

APPROX WEIGHT: 342 lbs.
 DOES NOT INCLUDE WEIGHT OF POWER OR PACKAGING!!!

*** ANY ADDITIONS, DELETIONS, OR OMISSIONS MUST BE CORRECTED ON THIS DRAWING AS THIS DRAWING WILL BE CONSIDERED ALL INCLUSIVE ***

ALL GRAPHICS PROVIDED ARE FOR REFERENCE ONLY. IF CERTAIN DIMENSIONS ARE CRITICAL PLEASE VERIFY THOSE DIMENSIONS WITH YOUR SALESPERSON



STANDARD FEATURES

- MODEL NUMBER IS PWPS-60-3672-BK
- OVERALL WIDTH IS 36 3/4"
- OVERALL LENGTH IS 72 7/8"
- OVERALL HEIGHT IS 60 1/2"
- MAX CAPACITY IS 500LBS
- TOUGH BAKED IN POWDER COATED BLACK FINISH

SHIPS KNOCKED DOWN WITH ASSEMBLY HARDWARE

SPECIAL FEATURES

NONE

DIMENSION TOLERANCE ± 1/4"

APPROVAL

I, THE UNDERSIGNED, AGREE THAT THE PRODUCT AS REPRESENTED SATISFIES DESIGN AND DIMENSION REQUIREMENTS. I ALSO ACKNOWLEDGE MY DUTY TO CONFIRM PRODUCT AND INSTALLATION COMPLIANCE WITH ALL APPLICABLE FEDERAL, STATE AND LOCAL REGULATIONS AND STANDARDS.

UNITS REQUIRING APPROVAL DRAWINGS OR MODIFIED ARE NON-RETURNABLE

As drawn As marked

Signed: _____ Date: _____

Printed Name: _____

LEAD TIME WILL START UPON RECEIPT OF SIGNED APPROVAL DRAWING

DISTRIBUTOR'S NAME:		P.O.#
VESTIL MANUFACTURING		X
DRAWN BY: NBE		DATE: 02/04/2021
REFERENCE: X		SCALE: 1:20
QUOTED LEAD TIME: X		QUOTE #
		X
		SALES: X
		FILE NAME:
		44-007-702