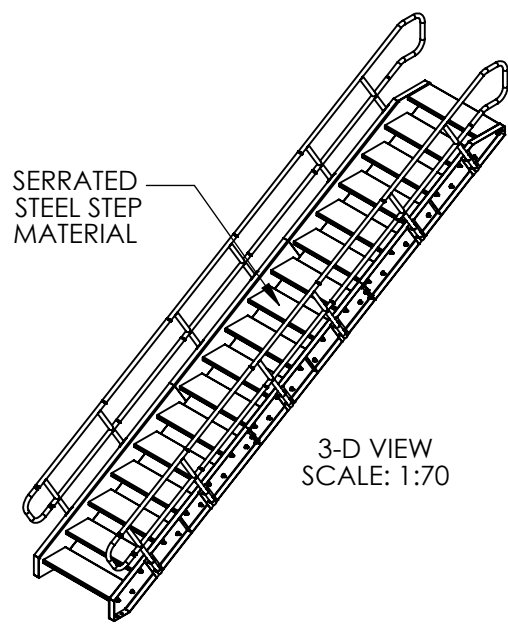
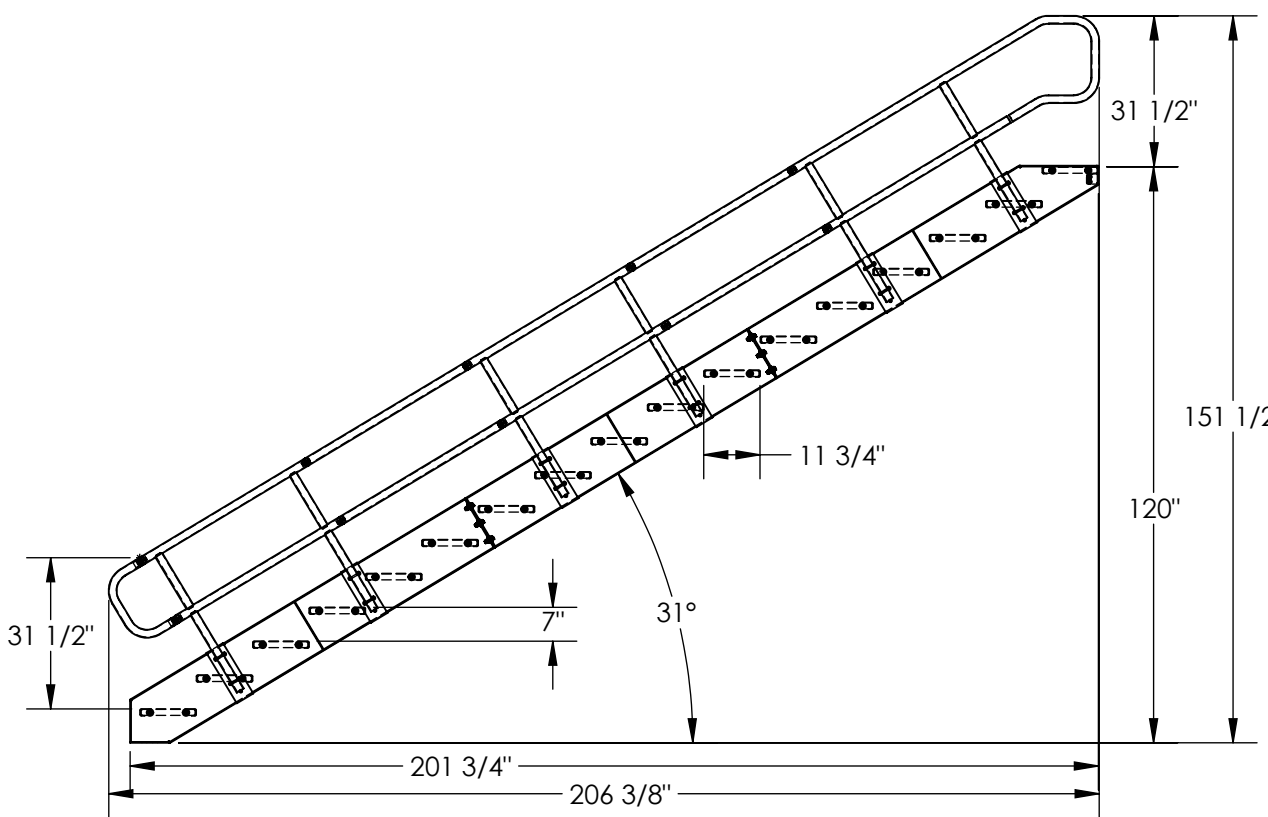
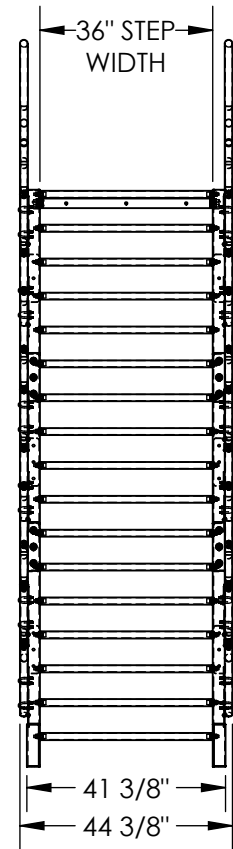


MODULAR STYLE STAIRWAY, STAIR-120

APPROX WEIGHT: 947.24 lbs.
DOES NOT INCLUDE WEIGHT OF POWER OR PACKAGING!!!

*** ANY ADDITIONS, DELETIONS, OR OMISSIONS MUST BE CORRECTED ON THIS DRAWING AS THIS DRAWING WILL BE CONSIDERED ALL INCLUSIVE ***

ALL GRAPHICS PROVIDED ARE FOR REFERENCE ONLY. IF CERTAIN DIMENSIONS ARE CRITICAL PLEASE VERIFY THOSE DIMENSIONS WITH YOUR SALESPERSON



3-D VIEW
SCALE: 1:70

DIMENSION TOLERANCE ± 1/4"

STANDARD FEATURES

- MODEL NUMBER: STAIR-120
- MAX CAPACITY: 1,000 LBS.
- STANDARD STEP WIDTH: 36"
- STEP HEIGHT SPACING: 7"
- TOP STEP HEIGHT: 120"
- RUN DIMENSION: 201 3/4"
- OVERALL DIMENSIONS:
44 3/8" W x 206 3/8" L x 151 1/2" H
- STANDARD MODULAR DESIGN WITH BOLT-ON HANDRAIL
- UNIT SHIPS KNOCKED-DOWN (ASSEMBLY REQUIRED)
- TOP STEP IS FLUSH WITH THE LANDING
- STANDARD SERRATED STEEL STEP MATERIAL
(7" DEEP x 36" WIDE)
- CLIMB ANGLE: 31° (APPROX.)
- STAIR IS TOUGH BAKED IN POWDER COAT BLUE FINISH
- HANDRAIL IS TOUGH BAKED IN POWDER COAT YELLOW FINISH

SPECIAL FEATURES
NONE

APPROVAL

I, THE UNDERSIGNED, AGREE THAT THE PRODUCT AS REPRESENTED SATISFIES DESIGN AND DIMENSION REQUIREMENTS. I ALSO ACKNOWLEDGE MY DUTY TO CONFIRM PRODUCT AND INSTALLATION COMPLIANCE WITH ALL APPLICABLE FEDERAL, STATE AND LOCAL REGULATIONS AND STANDARDS.

UNITS REQUIRING APPROVAL DRAWINGS OR MODIFIED ARE NON-RETURNABLE

As drawn As marked

Signed: _____ Date: _____

Printed Name: _____

LEAD TIME WILL START UPON RECEIPT OF SIGNED APPROVAL DRAWING

DISTRIBUTOR'S NAME:		P.O.#
VESTIL MANUFACTURING		X
DRAWN BY: NBE		W.O.#
DATE: 10/18/2021		X
REFERENCE: X	SCALE: 1:40	SALES: X
QUOTED LEAD TIME: X	QUOTE # X	FILE NAME:
		44-007-724