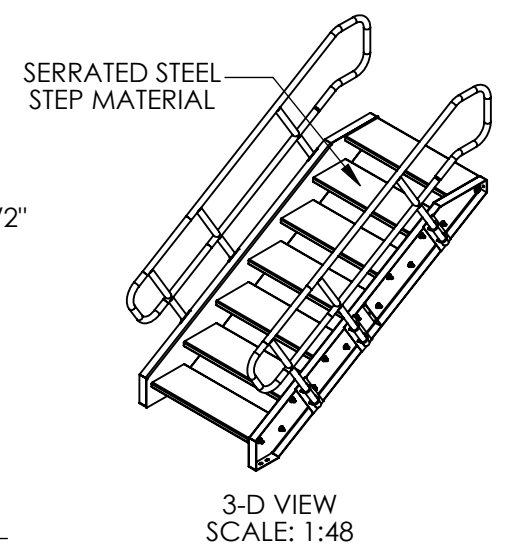
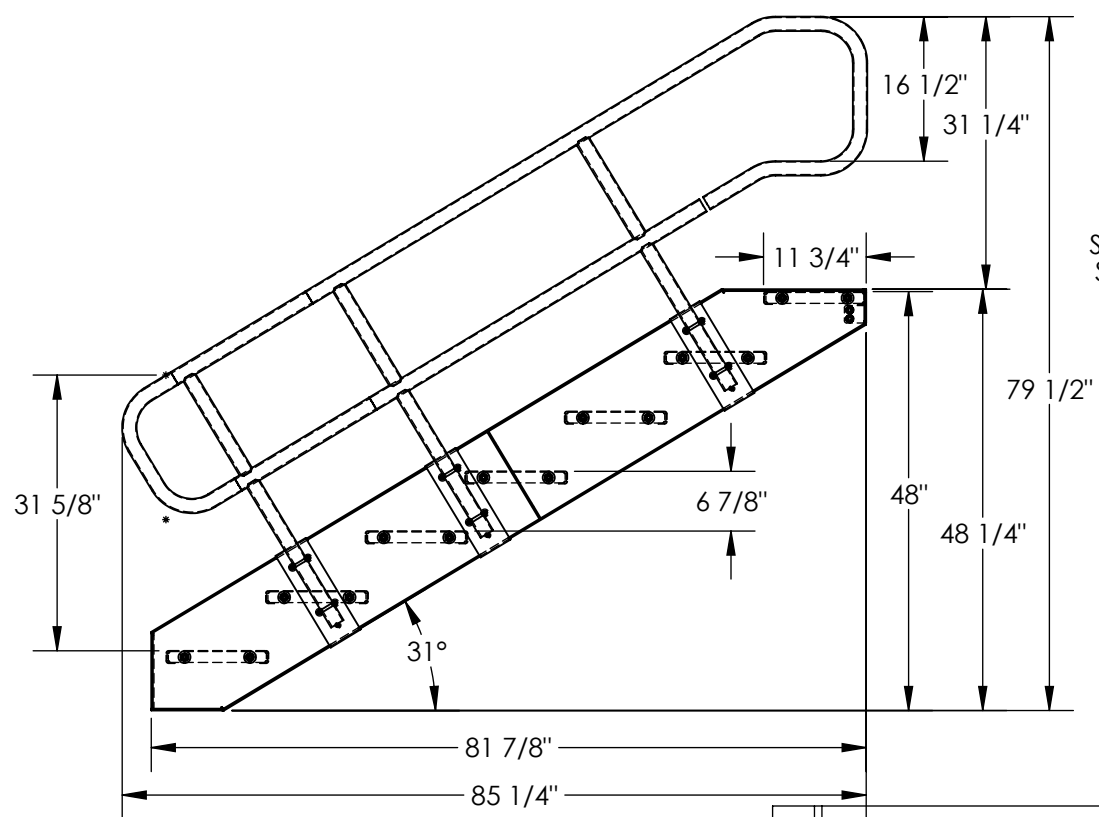
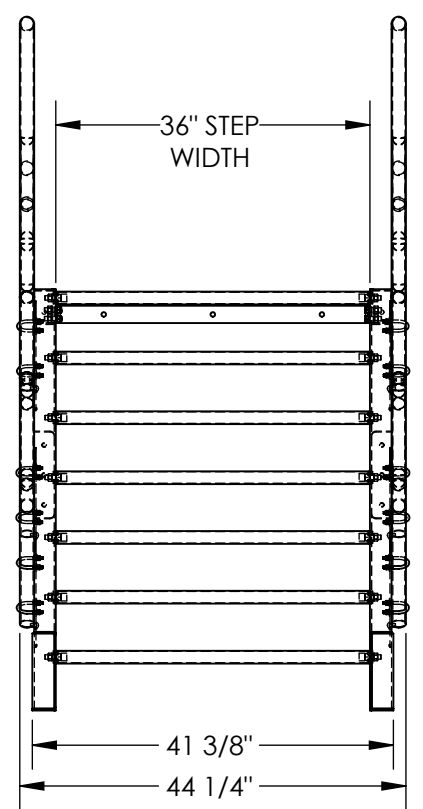


MODULAR STYLE STAIRWAY, STAIR-48

APPROX WEIGHT: 383.88 lbs.
 DOES NOT INCLUDE WEIGHT OF POWER OR PACKAGING!!!

*** ANY ADDITIONS, DELETIONS, OR OMISSIONS MUST BE CORRECTED ON THIS DRAWING AS THIS DRAWING WILL BE CONSIDERED ALL INCLUSIVE ***
 ALL GRAPHICS PROVIDED ARE FOR REFERENCE ONLY. IF CERTAIN DIMENSIONS ARE CRITICAL PLEASE VERIFY THOSE DIMENSIONS WITH YOUR SALESPERSON



DIMENSION TOLERANCE ± 1/4"

STANDARD FEATURES

- MODEL NUMBER: STAIR-48
- MAX CAPACITY: 1,000 LBS.
- STANDARD STEP WIDTH: 36"
- STEP HEIGHT SPACING: 6 7/8"
- TOP STEP HEIGHT: 48"
- RUN DIMENSION: 81 7/8"
- OVERALL LENGTH: 85 1/4"
- STAIR IS TOUGH BAKED IN POWDER COATED BLUE FINISH
- HANDRAIL IS TOUGH BAKED IN POWDER COATED YELLOW FINISH
- STANDARD MODULAR DESIGN WITH BOLT-ON HANDRAIL
- UNIT SHIPS KNOCKED-DOWN (ASSEMBLY REQUIRED)
- TOP STEP IS FLUSH WITH THE LANDING
- STANDARD SERRATED STEEL STEP MATERIAL (11 3/4" DEEP x 36" WIDE)
- CLIMB ANGLE: 31° (APPROX.)

SPECIAL FEATURES

NONE

APPROVAL	I, THE UNDERSIGNED, AGREE THAT THE PRODUCT AS REPRESENTED SATISFIES DESIGN AND DIMENSION REQUIREMENTS. I ALSO ACKNOWLEDGE MY DUTY TO CONFIRM PRODUCT AND INSTALLATION COMPLIANCE WITH ALL APPLICABLE FEDERAL, STATE AND LOCAL REGULATIONS AND STANDARDS.	
	UNITS REQUIRING APPROVAL DRAWINGS OR MODIFIED ARE NON-RETURNABLE	
	[] As drawn [] As marked	
Signed: _____		Date: _____
Printed Name: _____		
LEAD TIME WILL START UPON RECEIPT OF SIGNED APPROVAL DRAWING		

DISTRIBUTOR'S NAME: VESTIL MANUFACTURING		P.O.# X
DRAWN BY: NBE		DATE: 10/18/2021
REFERENCE: X		SCALE: 1:22
QUOTED LEAD TIME: X		QUOTE # X
		SALES: X
		FILE NAME: 44-007-718