

LINEAR ACTUATORS

TA Series

CAPACITY:	500 - 1000 lbs (2224 - 4448 N)
SPEED:	0.37 - 0.9 in/s (9 - 23 mm/s)
VOLTAGE:	12, 24 VDC 115, 220/230 VAC
TEMPERATURE RANGE:	25°F to 120°F (-4°C to 50°C)
ENVIRONMENTAL RATING:	IP50 protection (IP52 optional)

Low temperature grease available please consult the factory

FEATURES & BENEFITS

- Heavy duty design for long life in tough environments
- Steel translating tube with zinc chromate plating
- Corrosion resistant aluminum housing
- Protection from thermal overload with automatic reset

OPTIONS

- Potentiometer for precise position feedback
- Limit Switch for safe and repeatable positioning
- Load limiting ball detent clutch
- Bellows boot protection

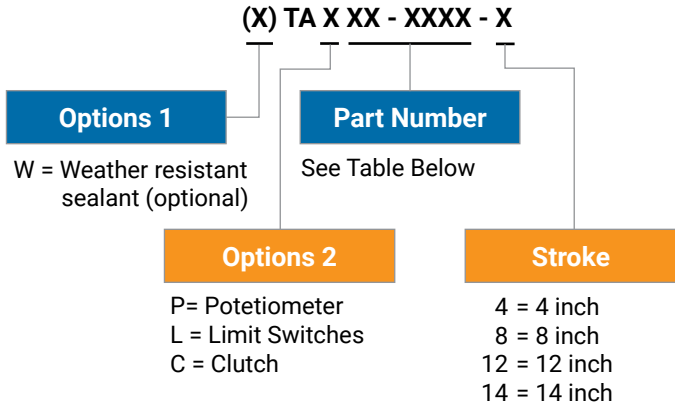


TAC



TAL

CATALOG NUMBER CONFIGURATION KEY



Available Options			
Series	Potentiometer	Limit Switches	Clutch
05-1D20	—	—	Optional
05-2D20	—	—	Optional
05-1A10	Optional	Optional	—
05-2A10	Optional	Optional	—
10-1A20	Optional	Optional	—
10-2A20	Optional	Optional	—

Limit switches are not available on potentiometer models

Example: TAL 05-1D20-12 = Limit switches, part number, 12 inch stroke

PART NUMBERS and PRODUCT SPECIFICATIONS

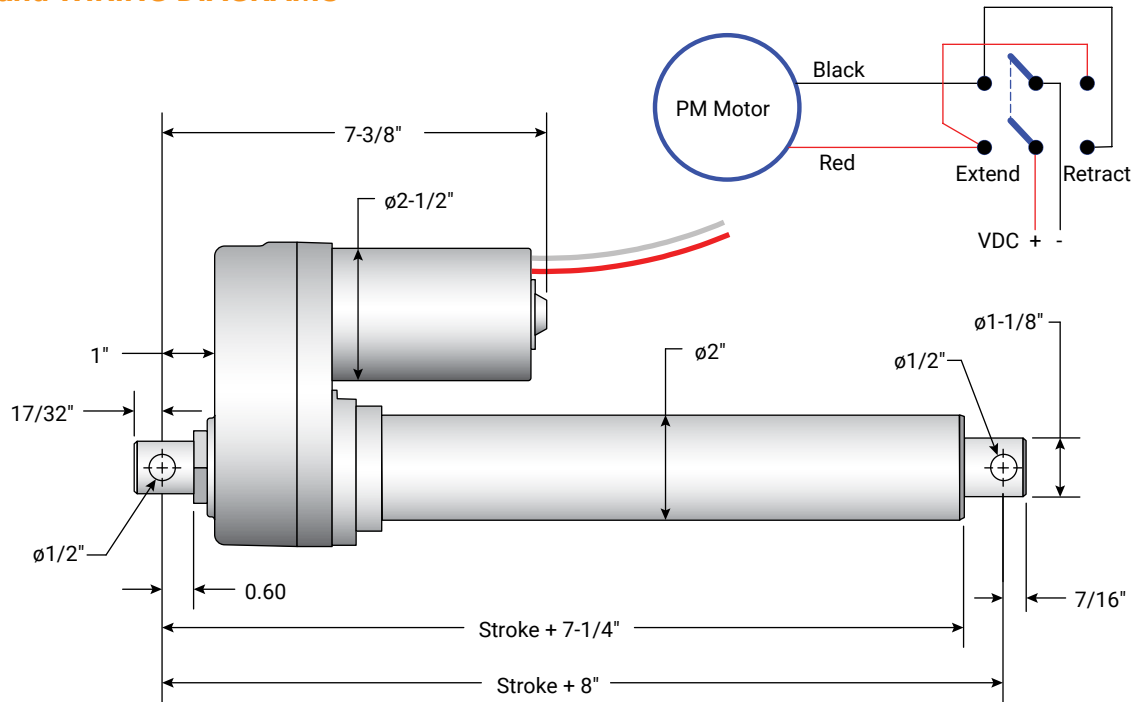
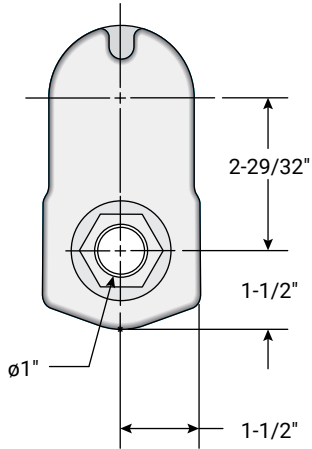
Part Number	Voltage	Dynamic Rated Load	Max Stroke Length	Speed at Rated Load	Current Draw at Rated Load	Temp. Range	Restraining Torque	Duty Cycle at Rated Load	Screw Type	Capacitor
#	V	lbs ()	in	in/s (mm/s)	A	°F	in-lbs	%		
05-1D20	12 VDC	500	18	0.45	10	25 to 120	40	40%	ACME	—
05-2D20	24 VDC	500	18	0.45	5	25 to 120	40	40%	ACME	—
05-1A10	115 VAC (60 Hz)	500	18	0.86	4	25 to 120	40	18%	ACME	SK6405-7-15 (50 mfd)
05-2A10	220 VAC (50 Hz) 230 VAC (60 Hz)	500	18	0.9 0.75	2.0 2.5	25 to 120	40	17% 14%	ACME	SK6405-7-14 (15 mfd)
10-1A20	115 VAC (60 Hz)	1000	18	0.43	4	25 to 120	80	18%	ACME	SK6405-7-15 (50 mfd)
10-2A20	220 VAC (50 Hz) 230 VAC (60 Hz)	1000	18	0.45 0.37	2.0 2.5	25 to 120	80	17% 14%	ACME	SK6405-7-14 (15 mfd)

Clutch available upon request on AC models



DIMENSIONAL DRAWINGS and WIRING DIAGRAMS

DC Models



AC Models

