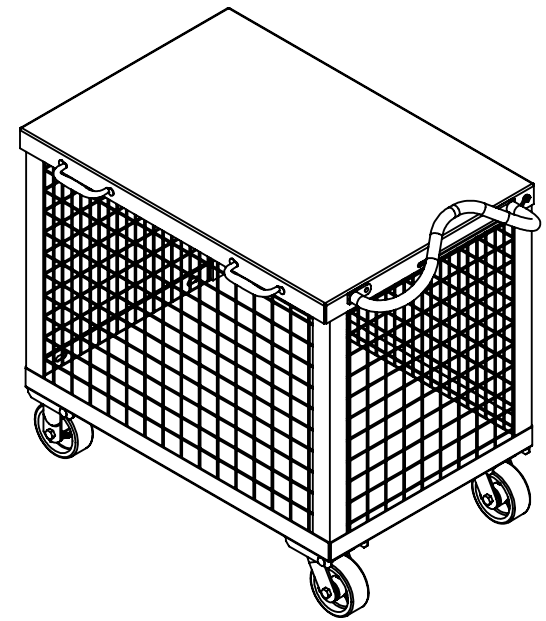
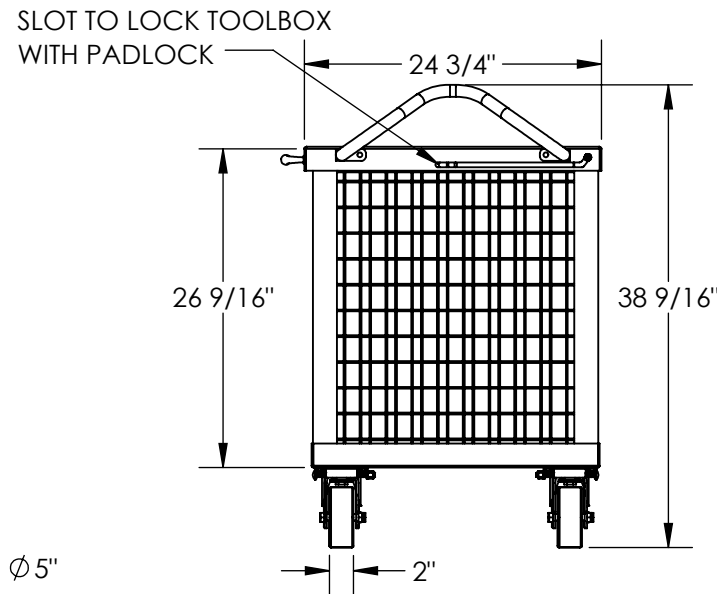
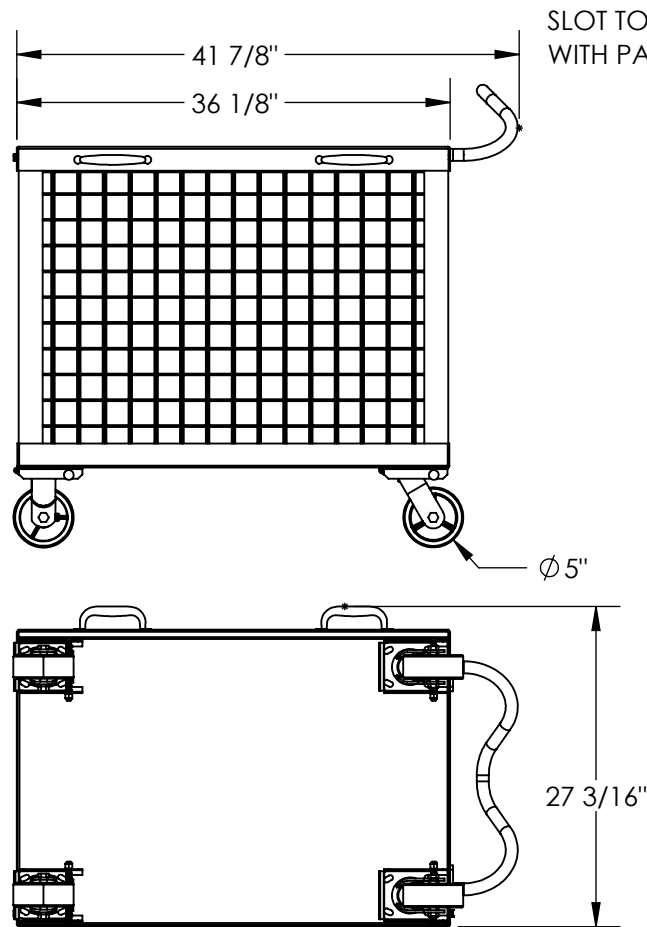


EXPANDED WIRE TOOLBOX - TBS-2436-XM-13

APPROX WEIGHT: 249 lbs.
DOES NOT INCLUDE WEIGHT OF POWER OR PACKAGING!!!

*** ANY ADDITIONS, DELETIONS, OR OMISSIONS MUST BE CORRECTED ON THIS DRAWING AS THIS DRAWING WILL BE CONSIDERED ALL INCLUSIVE ***

ALL GRAPHICS PROVIDED ARE FOR REFERENCE ONLY. IF CERTAIN DIMENSIONS ARE CRITICAL PLEASE VERIFY THOSE DIMENSIONS WITH YOUR SALESPERSON



DIMENSION TOLERANCE $\pm 1/4"$

STANDARD FEATURES

- MODEL NUMBER IS TBS-2436-XM-13
- OVERALL WIDTH IS 27 3/16"
- USABLE WIDTH IS 24 3/4"
- OVERALL LENGTH IS 41 7/8"
- USABLE LENGTH IS 36 1/8"
- OVERALL HEIGHT IS 38 9/16"
- MAX CAPACITY IS 2,000 LBS.
- TOUGH BAKED IN POWDER COATED YELLOW FINISH
- LOCKABLE TOOLBOX LID (PADLOCK NOT INCLUDED)
- 2 $\phi 5"$ X2" SWIVEL CASTERS AND 2 $\phi 5"$ X2" RIGID CASTERS

SPECIAL FEATURES

NONE

APPROVAL

I, THE UNDERSIGNED, AGREE THAT THE PRODUCT AS REPRESENTED SATISFIES DESIGN AND DIMENSION REQUIREMENTS. I ALSO ACKNOWLEDGE MY DUTY TO CONFIRM PRODUCT AND INSTALLATION COMPLIANCE WITH ALL APPLICABLE FEDERAL, STATE AND LOCAL REGULATIONS AND STANDARDS.
UNITS REQUIRING APPROVAL DRAWINGS OR MODIFIED ARE NON-RETURNABLE
[] As drawn [] As marked

Signed: _____ Date: _____

Printed Name: _____

LEAD TIME WILL START UPON RECEIPT OF SIGNED APPROVAL DRAWING

FOR INTERNAL USE ONLY PROJECT SIGN OFF	
SALES	
ENG.	
FAB.	
POWER	

DISTRIBUTOR'S NAME:		P.O.#
VESTIL MANUFACTURING		X
DRAWN BY:	DATE:	W.O.#
C.CLEMENS	9/9/19	X
REFERENCE:	SCALE:	FILE NAME:
X	1:16	
QUOTED LEAD TIME:	QUOTE #	41-007-037
X	X	