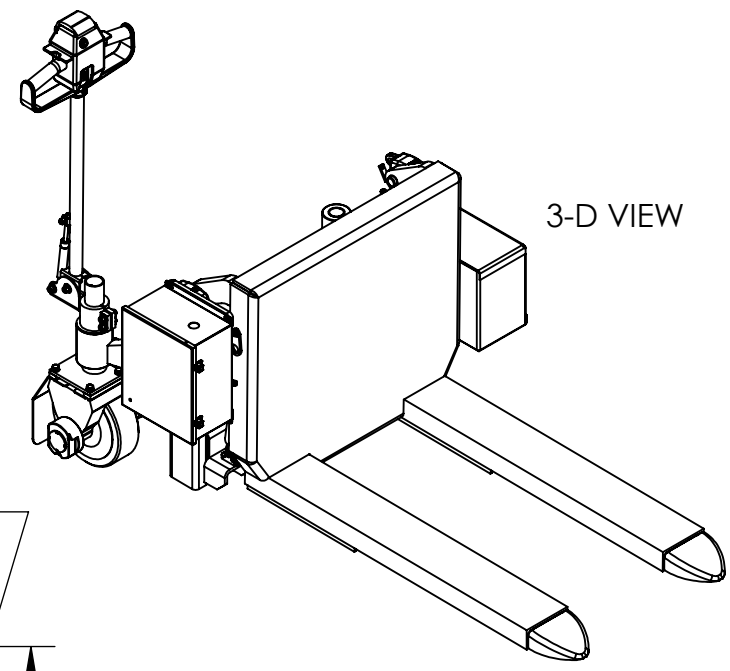
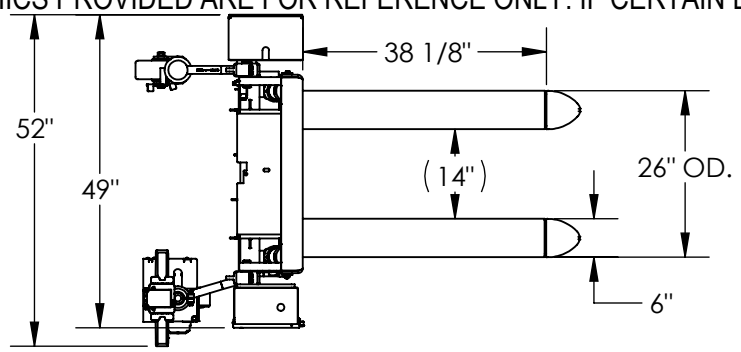


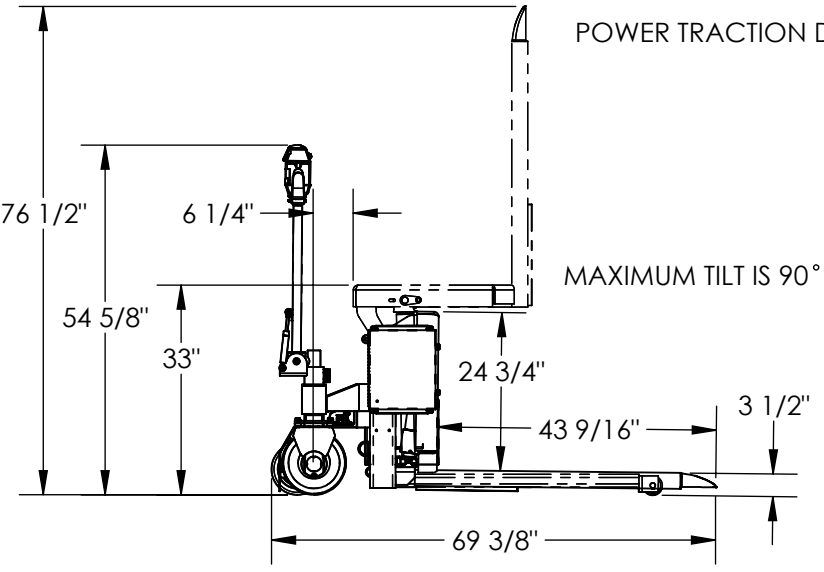
TILT MASTER W/ POWER TRACTION DRIVE- TM-20-DC-PTDS

APPROX WEIGHT: 792.63 lbs.
 DOES NOT INCLUDE WEIGHT OF POWER OR PACKAGING!!!

*** ANY ADDITIONS, DELETIONS, OR OMISSIONS MUST BE CORRECTED ON THIS DRAWING AS THIS DRAWING WILL BE CONSIDERED ALL INCLUSIVE ***
 ALL GRAPHICS PROVIDED ARE FOR REFERENCE ONLY. IF CERTAIN DIMENSIONS ARE CRITICAL PLEASE VERIFY THOSE DIMENSIONS WITH YOUR SALESPERSON

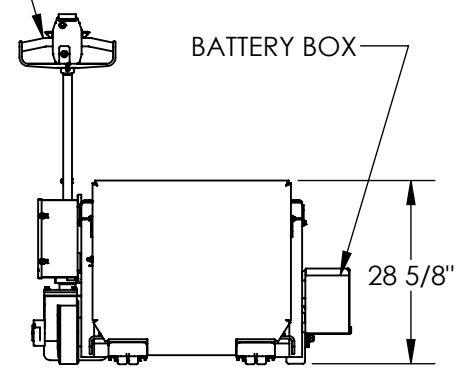


3-D VIEW



POWER TRACTION DRIVE

MAXIMUM TILT IS 90°



BATTERY BOX

DIMENSION TOLERANCE ± 1/4"

STANDARD FEATURES

- MODEL NUMBER IS TM-20-DC-PTDS
- CAPACITY IS 2,000 LBS
- LOWERED FORK HEIGHT IS 3 1/2"
- FORK ADJUSTMENT FIXED AT 26" OD.
- FORK WIDTH IS 6"
- USABLE FORK LENGTH IS 38 1/8"
- OVERALL WIDTH IS 52"
- OVERALL LENGTH IS 69 3/8"
- OVERALL HEIGHT IS 54 5/8"
- ROTATED HEIGHT IS 76 1/2"
- LEVEL HEIGHT IS 33"
- MAXIMUM TILT IS 90°
- DC POWERED
- DURABLE LIQUID PAINT BLUE FINISH

POWER TRACTION DRIVE

- 24V DC POWER
- VARIABLE SPEED DRIVE
- SOFT START AND STOP
- EMERGENCY BELLY SWITCH
- ELECTROMAGNETIC PARKING BRAKE/EMERGENCY BRAKE
- KEYED IGNITION
- ON BOARD BATTERY CHARGER
- BUTTERFLY STYLE THROTTLE TRIGGER
- PROGRAMMABLE DC CONTROL CARD FOR CUSTOM PREFERENCES

APPROVAL

I, THE UNDERSIGNED, AGREE THAT THE PRODUCT AS REPRESENTED SATISFIES DESIGN AND DIMENSION REQUIREMENTS. I ALSO ACKNOWLEDGE MY DUTY TO CONFIRM PRODUCT AND INSTALLATION COMPLIANCE WITH ALL APPLICABLE FEDERAL, STATE AND LOCAL REGULATIONS AND STANDARDS.
UNITS REQUIRING APPROVAL DRAWINGS OR MODIFIED ARE NON-RETURNABLE
 As drawn As marked

Signed: _____ Date: _____

Printed Name: _____

LEAD TIME WILL START UPON RECEIPT OF SIGNED APPROVAL DRAWING

DISTRIBUTOR'S NAME:		P.O.#
VESTIL MANUFACTURING		X
DRAWN BY: KGH		W.O.#
DATE: 5/21/2020		X
REFERENCE: X	SCALE: 1:30	SALES: X
QUOTED LEAD TIME: X	QUOTE # X	FILE NAME:
		15-007-152